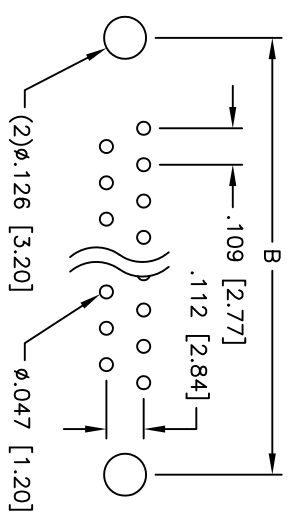
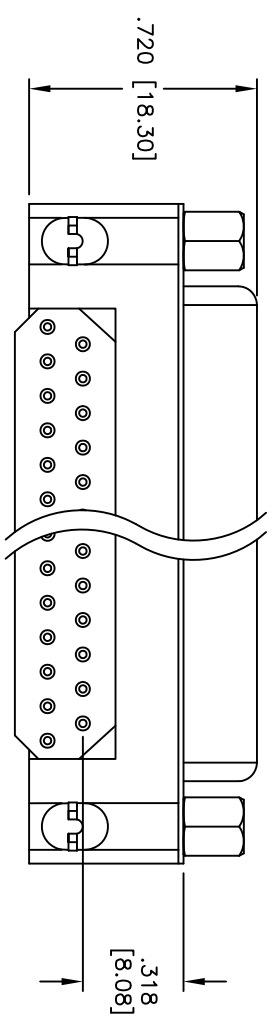
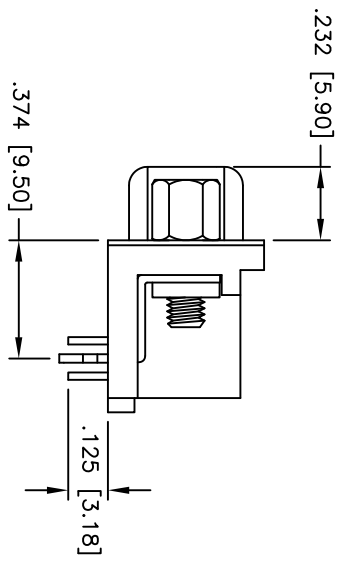
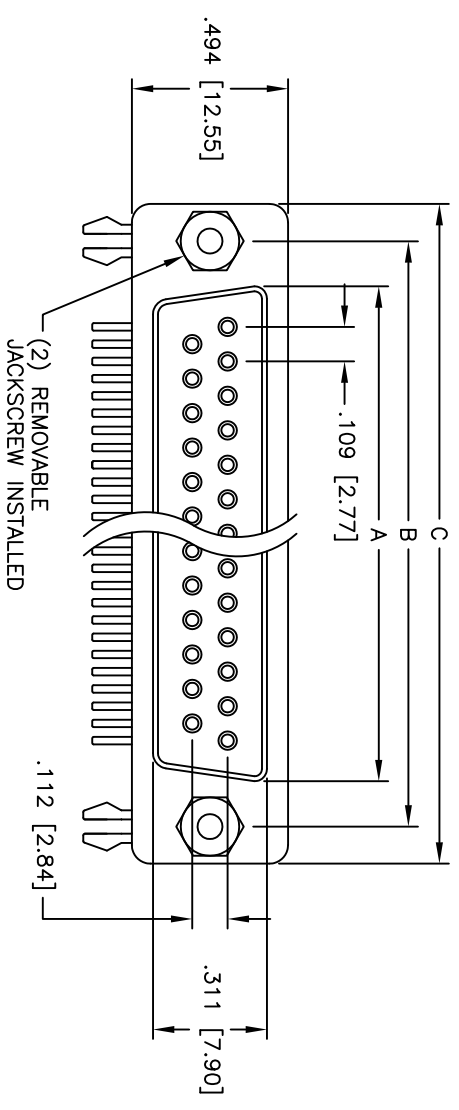


Rev	AWO #	Description	Date	Appr
-		RELEASED	4/19/05	

APPROVED: \_\_\_\_\_  
 DATE: \_\_\_\_\_ TITLE: \_\_\_\_\_



DXXX	NO. OF CONTACTS	DIMENSIONS		
		A	B	C
DE09	9	.643 [16.33]	.984 [24.99]	1.213 [30.81]
DA15	15	.971 [24.66]	1.312 [33.32]	1.541 [39.14]
DB25	25	1.511 [38.38]	1.852 [47.04]	2.088 [53.04]
DC37	37	2.159 [54.84]	2.500 [63.50]	2.729 [69.32]

PCB LAYOUT

SPECIFICATIONS:

Material:

Insulator: PBT, glass reinforced, rated UL 94V-0

Insulator color: Black

Contacts: Phosphor Bronze

Shell: Steel, Tin plated

Hardware: Brass, Nickel plated

Plating:

Gold flash over Nickel underplate overall

Electrical:

Operating voltage: 250 VAC max

Current rating: 5 Amps max

Contact resistance: 20 mohms max

Insulation resistance: 5,000 Mohms min

Dielectric withstanding voltage: 1,000 VAC for 1 minute

Temperature Rating:

Operating temperature: -65°C to +125°C

Environmental:

Lead free, RoHS compliant

Recommended soldering temp: 230°C for 5 seconds



UNLESS OTHERWISE SPECIFIED  
 ALL DIMENSIONS ARE INCHES [MM]  
 TOLERANCES: EXCEPT AS NOTED  
 INCHES: .10 .020 .015 .010  
 HOLE: .015 .010 .010 .010  
 APPROVALS: \_\_\_\_\_ DATE: \_\_\_\_\_

**ADAM TECH**

909 Railway Avenue, Union, NJ 07083  
 Phone: 908-687-5000 Fax: 908-687-5710

TITLE: .318 [8.08] FOOTPRINT D-SUB SOCKET, EMI FORKED BOARDLOCKS, #4-40 INSERTS

DRAWN	SS	4/19/05	SIZE	PART NO.	DXXX-SL-25-EMI	REV.
CHECKED			X			
APPROVED			REF:	SCALE: NTS	SHEET 1 OF 1	