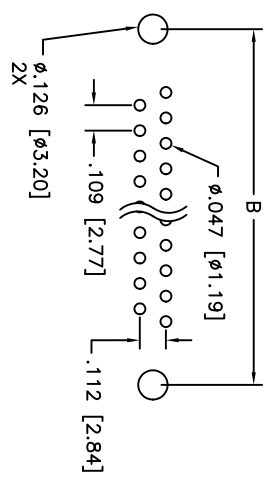
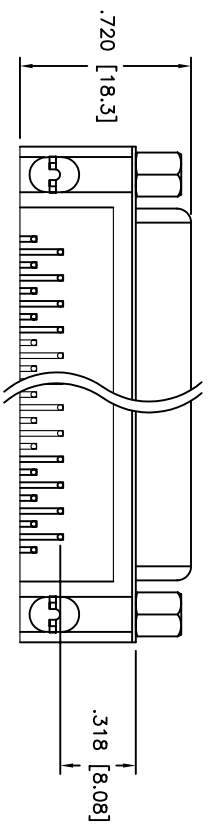
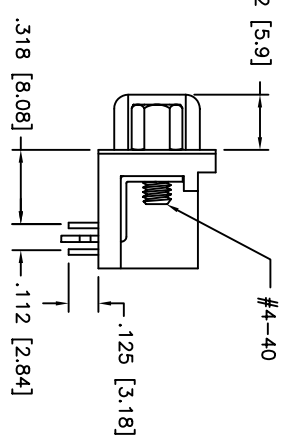
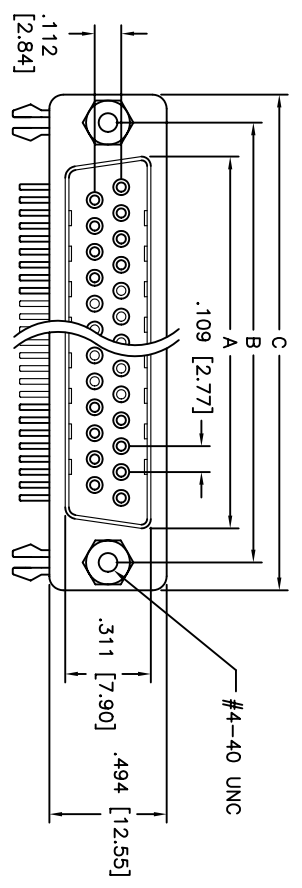


Rev	AWO #	Description	Date	Appr
-		RELEASED	10/19/04	

APPROVED: _____
 DATE: _____ TITLE: _____



POSITIONS	Socket Dimensions		
	A	B	C
9	.643 (16.33)	.984 (24.99)	1.213 (30.81)
15	.971 (24.66)	1.312 (33.32)	1.541 (39.14)
25	1.511 (38.38)	1.852 (47.04)	2.088 (53.04)
37	2.159 (54.84)	2.500 (63.50)	2.729 (69.32)

RECOMMENDED PCB LAYOUT

SPECIFICATIONS:

- Material: PBT, glass reinforced, rated UL 94V-0
- Insulator color: Black
- Contacts: Phosphor Bronze
- Plating: Gold Flash over Nickel underplate overall
- Electrical:
 - Operating voltage: 250 VAC max
 - Current rating: 5 Amps max
 - Contact resistance: 20 mohms max
 - Insulation resistance: 5000 Mohms min @ 500 VDC
 - Dielectric withstanding voltage: 1000 VAC for 1 minute
 - Temperature Rating: Operating temperature: -65°C to +125°C

UNLESS OTHERWISE SPECIFIED
 ALL DIMENSIONS ARE INCHES [MM]
 TOLERANCES: EXCEPT AS NOTED
 INCHES Holes
 .X ± .10 ØXX ± .10
 .XX ± .020 ØXXX ± .015
 .XXX ± .015 ØXXXX ± .010

ADAM TECH
 909 Rahway Avenue, Union, NJ 07083
 Phone: 908-687-5000 Fax: 908-687-5710

TITLE: D-SUB, RIGHT ANGLE PCB

DRAWN	SS	10/19/04	SIZE	PART NO.	REV.
CHECKED			X	DXXX-SL-23	
APPROVED			REF:	SCALE: NTS	SHEET 1 OF 1