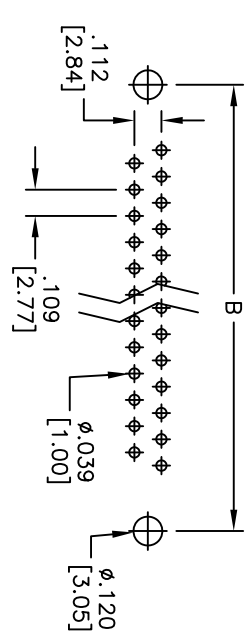
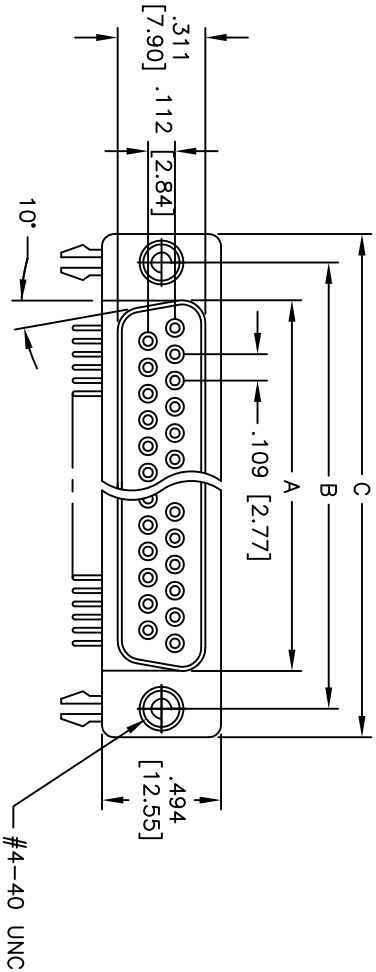
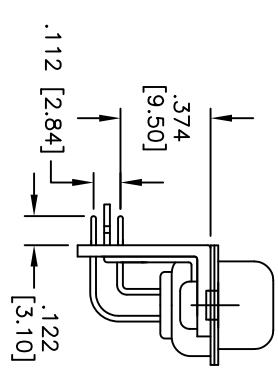
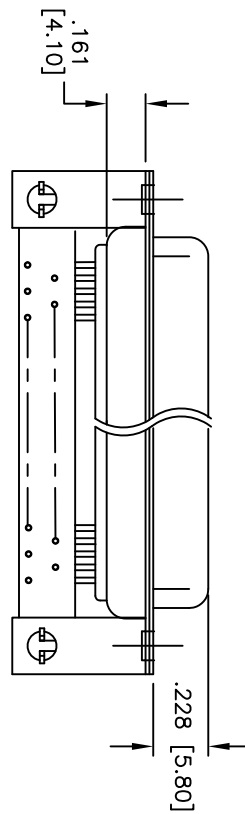


Rev	AWO #	Description	Date	Appr
-		RELEASED	1/10/11	

APPROVED: _____
 DATE: _____ TITLE: _____



RECOMMENDED PCB LAYOUT



DXXX	NO. OF CONTACTS	DIMENSIONS		
		A	B	C
DE09	9	.643 [16.33]	.984 [24.99]	1.213 [30.81]
DA15	15	.972 [24.70]	1.311 [33.30]	1.543 [39.20]
DB25	25	1.512 [38.40]	1.852 [47.04]	2.089 [53.05]
DC37	37	2.157 [54.80]	2.500 [63.50]	2.732 [69.40]

ADAM TECH

909 Rahway Avenue, Union, NJ 07083
 Phone: 908-687-5000 Fax: 908-687-5710

TITLE: .374 [9.50] FOOTPRINT R1A D-SUB SOCKET
 MACHINED CONTACTS, w/ BOARDLOCK

SPECIFICATIONS:
 Material: Insulator: PBT, glass reinforced, rated UL 94V-0
 Insulator color: Black
 Contacts: Brass
 Shell: Steel, Tin plated
 Clinch Nut: Brass, Nickel plated
 Boardlock: Brass, Tin plated
 Plating: Gold flash over Nickel underplate overall
 Electrical: Operating voltage: 250 VAC max
 Current rating: 3 Amps max
 Contact resistance: 20 mohms max
 Insulation resistance: 1,000 Mohms min
 Dielectric withstanding voltage: 1,000 VAC for 1 minute
 Environmental: Lead free, RoHS compliant
 Recommended soldering temp: 235°C for 5 seconds



UNLESS OTHERWISE SPECIFIED ALL DIMENSIONS ARE INCHES [MM]		TOLERANCES: EXCEPT AS NOTED	
INCHES		HOLDS	
.X	±.10	ØX	±.10
.XX	±.020	ØXXX	±.015
.XXX	±.015	ØXXXX	±.010
APPROVALS		DATE	
DRAWN	DY	1/10/11	
CHECKED			
APPROVED			
TITLE		SIZE	PART NO.
MACHINED CONTACTS, w/ BOARDLOCK		X	DXXX-SH-G2A
REF: S0087T		SCALE: NTS	SHEET 1 OF 1