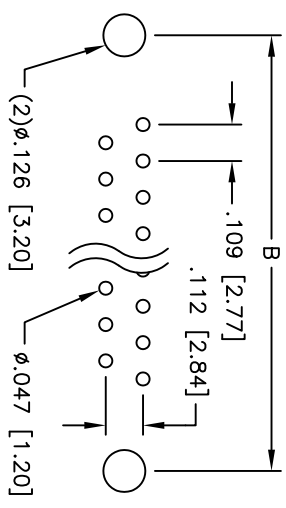
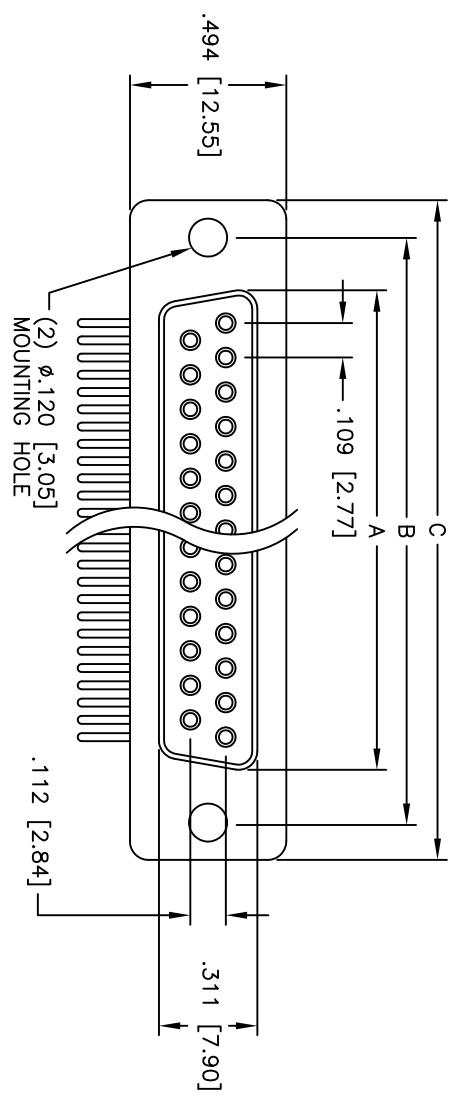
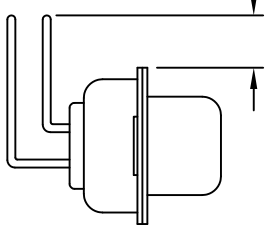
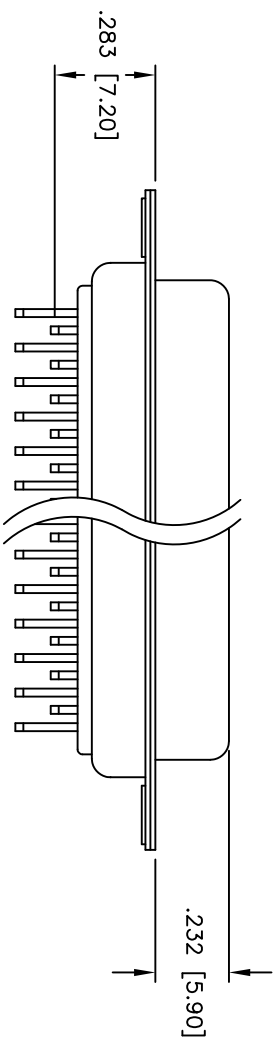


Rev	AWO #	Description	Date	Appr
-		RELEASED	4/22/05	

APPROVED: _____
 DATE: _____ TITLE: _____



PCB LAYOUT



DXXX	NO. OF CONTACTS	DIMENSIONS		
		A	B	C
DE09	9	.643 [16.33]	.984 [24.99]	1.213 [30.81]
DA15	15	.971 [24.66]	1.312 [33.32]	1.541 [39.14]
DB25	25	1.511 [38.38]	1.852 [47.04]	2.088 [53.04]
DC37	37	2.159 [54.84]	2.500 [63.50]	2.729 [69.32]

ADAM TECH

909 Rahway Avenue, Union, NJ 07083
 Phone: 908-687-5000 Fax: 908-687-5710

TITLE: .283 [7.20] FOOTPRINT R/A D-SUB SOCKET
 MACHINED CONTACTS, .120 [3.05] HOLES

SPECIFICATIONS:
 Material: Insulator: PBT, glass reinforced, rated UL 94V-0
 Insulator color: White
 Contacts: Phosphor Bronze
 Shell: Steel, Tin plated
 Plating: Gold flash over Nickel underplate overall
 Electrical: Operating voltage: 250 VAC max
 Current rating: 5 Amps max
 Contact resistance: 20 mohms max
 Insulation resistance: 5,000 Mohms min
 Dielectric withstanding voltage: 1,000 VAC for 1 minute
 Temperature Rating: Operating temperature: -65°C to +125°C
 Environmental: Lead free, RoHS compliant
 Recommended soldering temp: 235°C for 5 seconds



UNLESS OTHERWISE SPECIFIED ALL DIMENSIONS ARE INCHES [MM]		TOLERANCES: EXCEPT AS NOTED	
.X	±.10	ØX	±.10
.XX	±.020	ØXXX	±.015
.XXX	±.015	ØXXXX	±.010
APPROVALS	DATE	TITLE	
DRAWN	SS	4/22/05	
CHECKED		SIZE	PART NO.
APPROVED		X	DXXX-SH-C1C
REF:		SCALE:	SHEET 1 OF 1