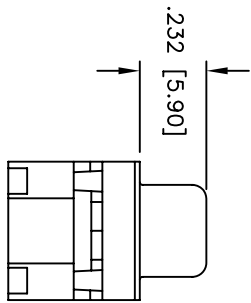
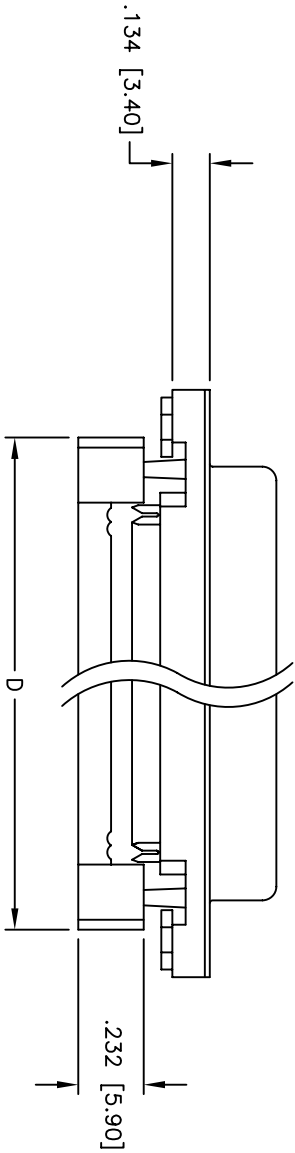
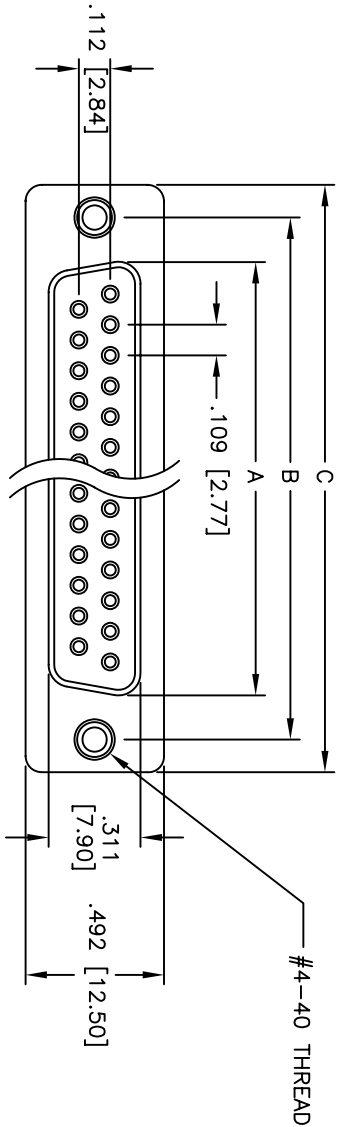


Rev	AWO #	Description	Date	Appr
-		RELEASED	4/25/05	

APPROVED: _____
 DATE: _____ TITLE: _____



DXXX	NO. OF CONTACTS	DIMENSIONS			
		A	B	C	D
DE09	9	.643 [16.33]	.984 [24.99]	1.213 [30.81]	.883 [22.44]
DA15	15	.971 [24.66]	1.312 [33.32]	1.541 [39.14]	1.213 [30.81]
DB25	25	1.511 [38.38]	1.852 [47.04]	2.088 [53.04]	1.755 [44.57]
DC37	37	2.159 [54.84]	2.500 [63.50]	2.729 [69.32]	2.414 [61.32]

SPECIFICATIONS:

Material:
 Insulator: PBT, glass reinforced, rated UL 94V-0
 Insulator color: Black
 Contacts: Phosphor Bronze
 Shell: Steel, Tin plated
 Hardware: Brass, Nickel plated
 Plating:
 Gold flash over Nickel underplate,
 Tin over Copper underplate on IDC area

Electrical:
 Operating voltage: 250 VAC max
 Current rating: 5 Amps max
 Contact resistance: 20 mohms max
 Insulation resistance: 5,000 Mohms min
 Dielectric withstanding voltage: 1,000 VAC for 1 minute

Mechanical:
 Recommended cable size: 28-30 AWG
 Operating temperature: -65°C to +125°C
 Environmental:
 Lead free, RoHS compliant



ADAM TECH

909 Railway Avenue, Union, NJ 07083
 Phone: 908-687-5000 Fax: 908-687-5710

TITLE: IDC FLAT CABLE D-SUB SOCKET
 METAL SHELL, #4-40 THREADED INSERTS

UNLESS OTHERWISE SPECIFIED ALL DIMENSIONS ARE INCHES [MM]		TOLERANCES: EXCEPT AS NOTED INCHES		HOLDS		DATE	
.X	± .10	ØX	± .10				
.XX	± .020	ØXXX	± .015				
.XXX	± .015	ØXXXX	± .010				
DRAWN		SS		4/25/05		DATE	
CHECKED						TITLE	
APPROVED						SIZE	
						PART NO.	
						DXXX-SF-M2	
						SCALE: NTS	
						SHEET 1 OF 1	