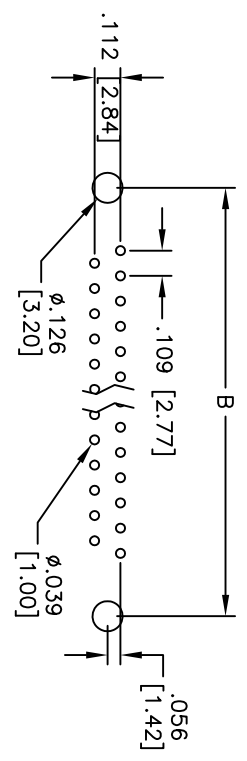
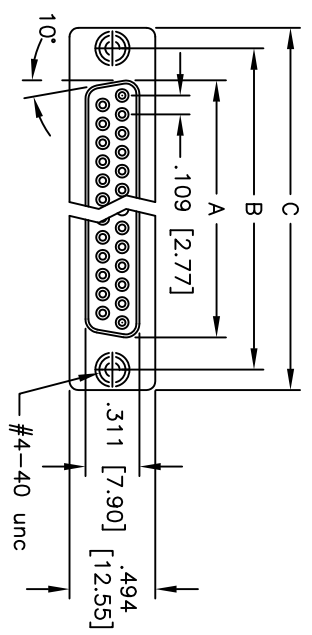
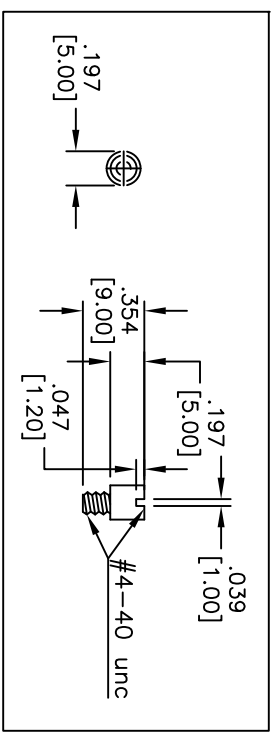
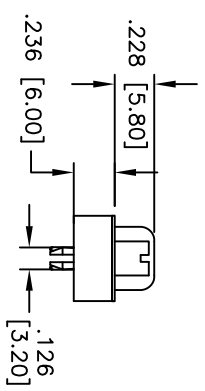
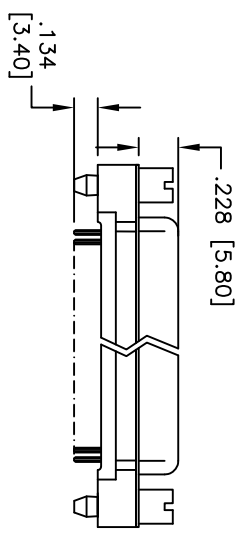


Rev	AWO #	Description	Date	Appr
-		RELEASED	10/26/10	

APPROVED: _____
 DATE: _____ TITLE: _____



Recommended PCB Layout



DXXX	NO. OF CONTACTS	DIMENSIONS		
		A	B	C
DE09	9	.643 [16.33]	.984 [24.99]	1.213 [30.81]
DA15	15	.972 [24.70]	1.311 [33.30]	1.543 [39.20]
DB25	25	1.512 [38.40]	1.852 [47.04]	2.089 [53.05]
DC37	25	2.157 [54.80]	2.500 [63.50]	2.732 [69.40]

SPECIFICATIONS:

Material:
 Insulator: PBT, glass reinforced, rated UL 94V-0
 Insulator color: Black
 Contacts: Copper Alloy
 Shell: Steel, Tin plated
 Hardware: Brass, Nickel plated
 Plating:
 Gold flash over Nickel underplate on contact area,
 Tin over Copper underplate on tails.

Electrical:
 Operating voltage: 250 VAC max
 Current rating: 3 Amps max
 Contact resistance: 20 mohms max
 Insulation resistance: 1,000 Mohms min
 Dielectric withstanding voltage: 1,000 VAC for 1 minute
Temperature Rating:
 Operating temperature: -65°C to +125°C

Environmental:
 Lead free, RoHS compliant
 Recommended soldering temp: 235°C for 5 seconds



ADAM TECH

909 Rahway Avenue, Union, NJ 07083
 Phone: 908-687-5000 Fax: 908-687-5710

TITLE: D-SUB SOCKET, FLUSH MOUNT, STRAIGHT, PCB RIVETED ROUND JACKSCREWS W/ BOARDLOCK

UNLESS OTHERWISE SPECIFIED ALL DIMENSIONS ARE INCHES [MM]		TOLERANCES: EXCEPT AS NOTED	
INCHES		HOLDS	
.X	± .10	ØX	± .10
.XX	± .020	ØXX	± .015
.XXX	± .015	ØXXX	± .010
APPROVALS	DATE		
DRAWN	DY	10/26/10	
CHECKED			
APPROVED			
SIZE	PART NO.	DXXX-SA-M2-R29-BL	REV.
REF: S00087T	SCALE: NTS	SHEET 1 OF 1	