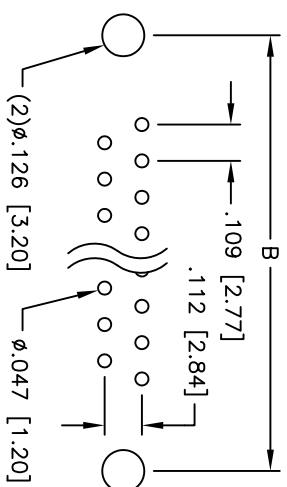
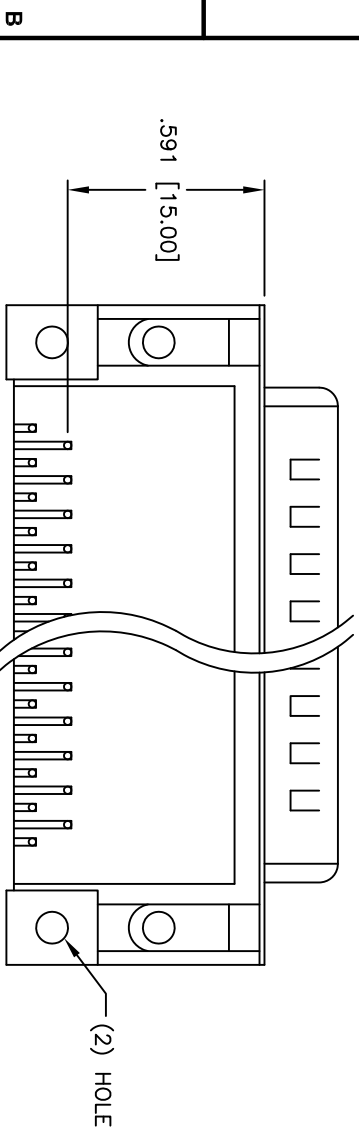
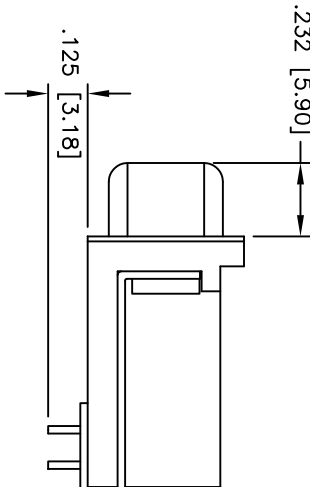
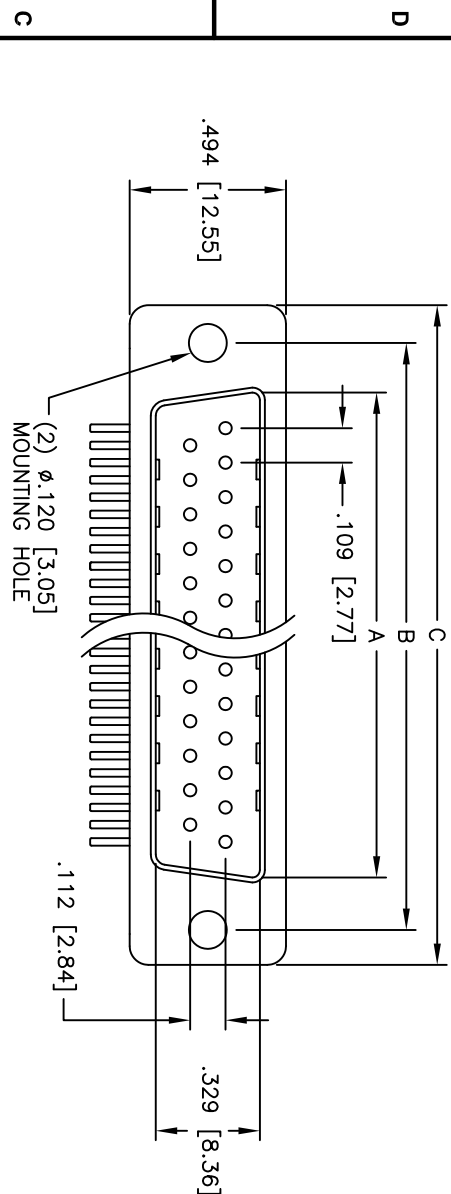


Rev	AWO #	Description	Date	Appr
-		RELEASED	4/20/05	

APPROVED: \_\_\_\_\_  
 DATE: \_\_\_\_\_ TITLE: \_\_\_\_\_



PCB LAYOUT

DXXX	NO. OF CONTACTS	DIMENSIONS		
		A	B	C
DE09	9	.666 [16.92]	.984 [24.99]	1.213 [30.81]
DA15	15	.994 [25.25]	1.312 [33.32]	1.541 [39.14]
DB25	25	1.534 [38.96]	1.852 [47.04]	2.088 [53.04]
DC37	37	2.182 [55.42]	2.500 [63.50]	2.729 [69.32]

**SPECIFICATIONS:**

Material: PBT, glass reinforced, rated UL 94V-0  
 Insulator color: Black  
 Contacts: Phosphor Bronze  
 Shell: Steel, Tin plated  
 Hardware: Brass, Nickel plated  
 Plating: Gold flash over Nickel underplate overall

Electrical:  
 Operating voltage: 250 VAC max  
 Current rating: 5 Amps max

Contact resistance: 20 mohms max  
 Insulation resistance: 5,000 Mohms min  
 Dielectric withstanding voltage: 1,000 VAC for 1 minute

Temperature Rating: Operating temperature: -65°C to +125°C  
 Environmental: Lead free, RoHS compliant

Recommended soldering temp: 235°C for 5 seconds



**ADAM TECH**

909 Rahway Avenue, Union, NJ 07083  
 Phone: 908-687-5000 Fax: 908-687-5710

TITLE: .591 [15.00] FOOTPRINT D-SUB PLUG  
 FULL GROUNDSTRAPS, 120 [3.05] HOLES

UNLESS OTHERWISE SPECIFIED ALL DIMENSIONS ARE INCHES [MM] TOLERANCES: EXCEPT AS NOTED		DRAWN: SS		DATE: 4/20/05	
INCHES: .X ±.10 ØX ±.10 .XX ±.020 ØXXX ±.015 .XXX ±.015 ØXXXX ±.010		CHECKED:		TITLE: .591 [15.00] FOOTPRINT D-SUB PLUG	
APPROVALS:		SIZE: X		PART NO.: DXXX+PQ-SB6	
APPROVED:		REF:		SCALE: NTS	
				SHEET 1 OF 1	