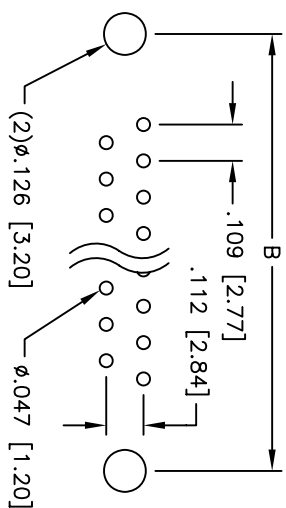
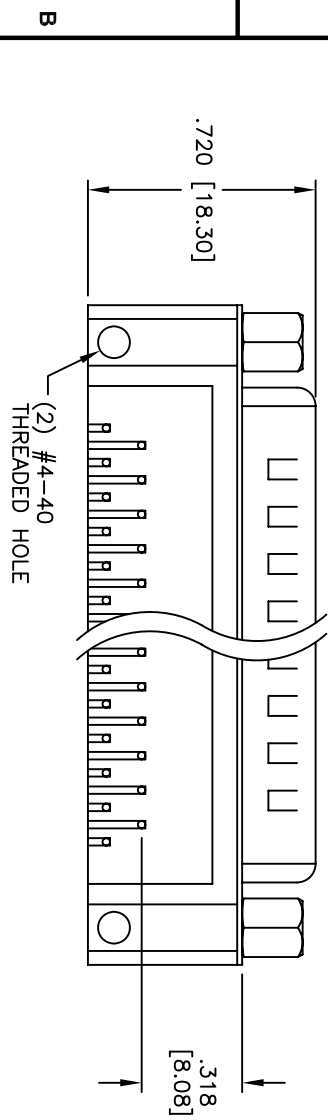
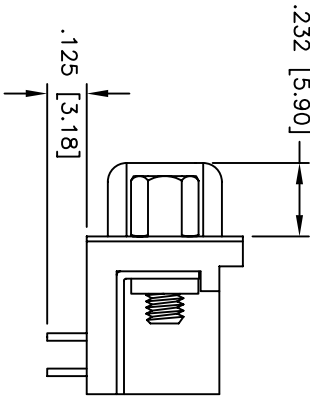
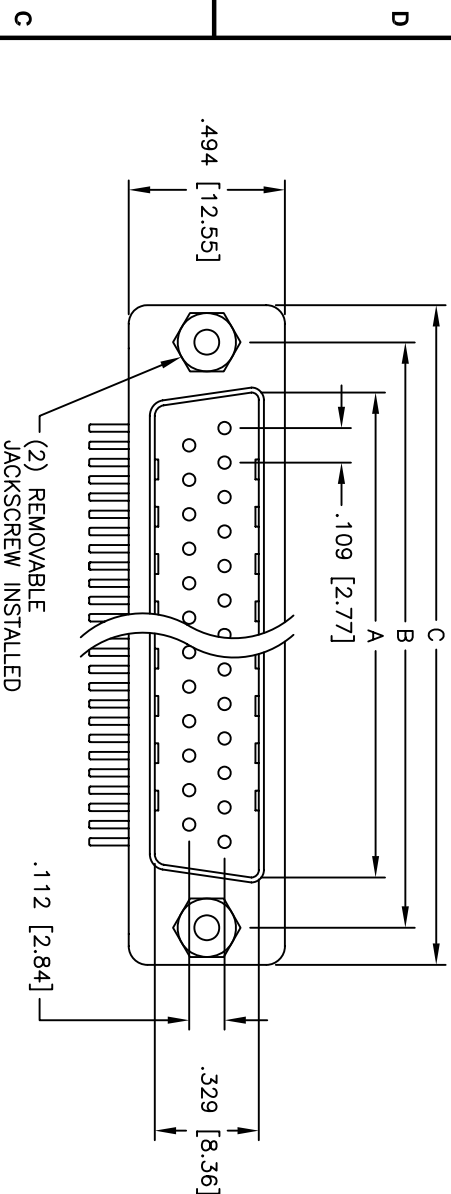


Rev	AWO #	Description	Date	Appr
-		RELEASED	4/19/05	

APPROVED: _____
 DATE: _____ TITLE: _____



PCB LAYOUT

DXXX	NO. OF CONTACTS	DIMENSIONS		
		A	B	C
DE09	9	.666 [16.92]	.984 [24.99]	1.213 [30.81]
DA15	15	.994 [25.25]	1.312 [33.32]	1.541 [39.14]
DB25	25	1.534 [38.96]	1.852 [47.04]	2.088 [53.04]
DC37	37	2.182 [55.42]	2.500 [63.50]	2.729 [69.32]

SPECIFICATIONS:

Material: Insulator: PBT, glass reinforced, rated UL 94V-0
 Insulator color: Black
 Contacts: Phosphor Bronze
 Shell: Steel, Tin plated
 Hardware: Brass, Nickel plated
 Plating: Gold flash over Nickel underplate overall
 Electrical: Operating voltage: 250 VAC max
 Current rating: 5 Amps max
 Contact resistance: 20 mohms max
 Insulation resistance: 5,000 Mohms min
 Dielectric withstanding voltage: 1,000 VAC for 1 minute
 Temperature Rating: Operating temperature: -65°C to +125°C
 Environmental: Lead free, RoHS compliant
 Recommended soldering temp: 235°C for 5 seconds



ADAM TECH

909 Rahway Avenue, Union, NJ 07083
 Phone: 908-687-5000 Fax: 908-687-5710

UNLESS OTHERWISE SPECIFIED ALL DIMENSIONS ARE INCHES [MM]		TITLE	
TOLERANCES: EXCEPT AS NOTED		.318 [8.08] FOOTPRINT D-SUB PLUG	
INCHES		TOPSIDE GROUNDSTRAPS, #4-40 INSERTS	
.X ± .10	ØX ± .10	DATE	4/19/05
.XX ± .020	ØXX ± .015	APPROVALS	
.XXX ± .015	ØXXX ± .010	DRAWN	SS
		CHECKED	
		APPROVED	
SIZE	PART NO.	SCALE:	REV.
X	DXXX+PL-45	NTS	-
REF:		SHEET	1 OF 1