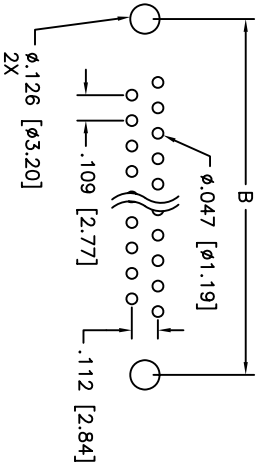
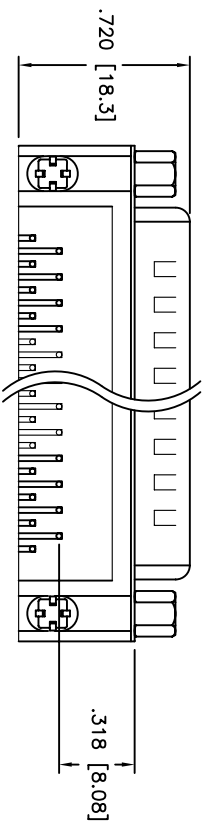
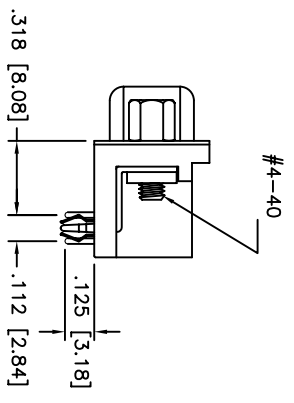
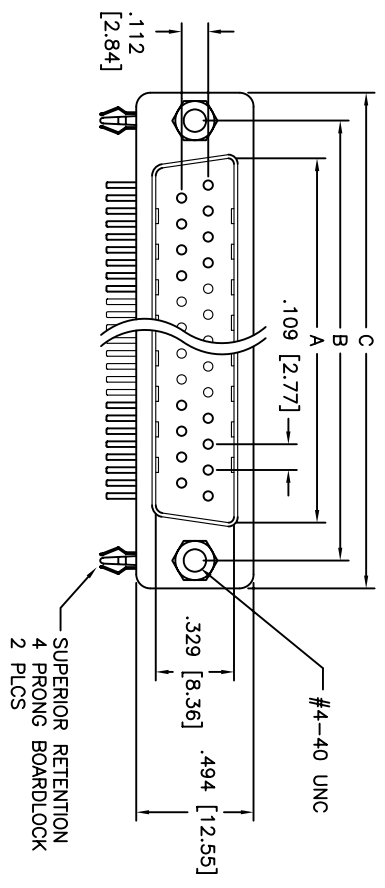


Rev	AWO #	Description	Date	Appr
-		RELEASED	04/08/05	

APPROVED: _____
 DATE: _____ TITLE: _____



RECOMMENDED PCB LAYOUT

POSITIONS	Plug Dimensions		
	A	B	C
9	.666 [16.92]	.984 (24.99)	1.213 (30.81)
15	.994 [25.25]	1.312 (33.32)	1.543 (39.20)
25	1.534 [38.96]	1.852 (47.04)	2.090 (53.10)
37	2.182 [55.42]	2.500 (63.50)	2.732 (69.40)

SPECIFICATIONS:

Material:
 Insulator: PBT, glass reinforced, rated UL 94V-0
 Insulator color: Black
 Contacts: Phosphor Bronze
 Shell: Steel, Zinc plated

Plating:
 30u" Gold over Nickel underplate overall

Electrical:
 Operating voltage: 250 VAC max

Current rating: 5 Amps max

Contact resistance: 20 mohms max

Insulation resistance: 5000 Mohms min @ 500 VDC

Dielectric withstanding voltage: 1000 VAC for 1 minute

Temperature Rating:

Operating temperature: -65°C to +125°C

Environmental:
 Lead free, RoHS compliant.
 Recommended soldering temp: 235°C for 5 sec.



ADAM TECH

909 Rahway Avenue, Union, NJ 07083
 Phone: 908-687-5000 Fax: 908-687-5710

D-SUB, RIGHT ANGLE MALE, PCB
30u" GOLD

UNLESS OTHERWISE SPECIFIED ALL DIMENSIONS ARE INCHES [MM]	
TOLERANCES: EXCEPT AS NOTED	
INCHES	HOLDS
.X ± .10	ØX ± .10
.XX ± .020	ØXX ± .015
.XXX ± .015	ØXXX ± .010
APPROVALS	DATE
DRAWN	SS
CHECKED	04/08/05
APPROVED	

SIZE	PART NO.	REV.
X	DXXX+PL-25-F-30	-
REF:	SCALE: NTS	SHEET 1 OF 1