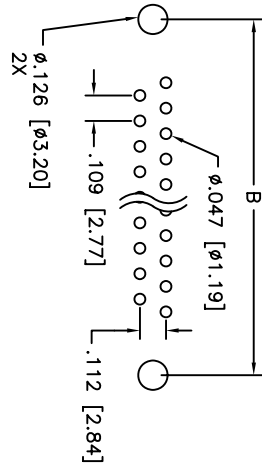
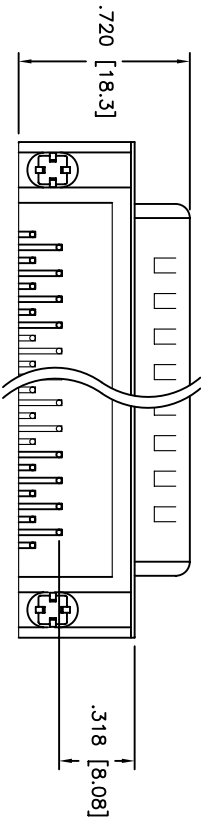
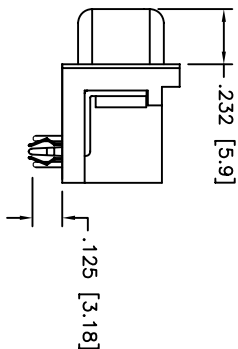
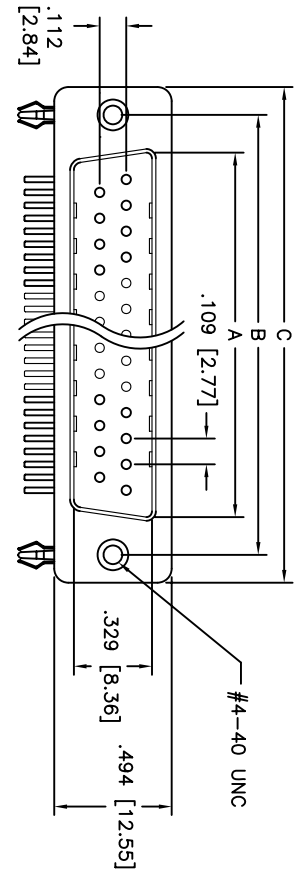


Rev	AWO #	Description	Date	Appr
-		RELEASED	9/24/07	

APPROVED: _____
 DATE: _____ TITLE: _____



RECOMMENDED PCB LAYOUT

Unit: Inch / mm

Positions	DIMENSIONS		
	A	B	C
9	.666 [16.92]	.984 [24.99]	1.213 [30.81]
15	.994 [25.25]	1.312 [33.32]	1.541 [39.14]
25	1.534 [38.96]	1.852 [47.04]	2.088 [53.04]
37	2.182 [55.43]	2.500 [63.50]	2.729 [69.32]

ADAM TECH

909 Rahway Avenue, Union, NJ 07083
 Phone: 908-687-5000 Fax: 908-687-5710

TITLE: D-SUB, RIGHT ANGLE MALE, PCB
 GOLD FLASH, 4 PRONG BOARD LOCKS

SPECIFICATIONS:
 Material: PBT, glass reinforced, rated UL 94V-0
 Insulator color: Black
 Contacts: Phosphor Bronze
 Shell: Steel, Zinc plated
 Plating: Gold Flash over Nickel underplate overall
 Electrical:
 Operating voltage: 250 VAC max
 Current rating: 5 Amps max
 Contact resistance: 20 mohms max
 Insulation resistance: 5000 Mohms min @ 500 VDC
 Dielectric withstanding voltage: 1000 VAC for 1 minute
 Temperature Rating: -65°C to +125°C
 Environmental:
 Lead free, RoHS compliant.
 Recommended soldering temp: 235°C for 5 sec.



UNLESS OTHERWISE SPECIFIED ALL DIMENSIONS ARE INCHES [MM]		TOLERANCES: EXCEPT AS NOTED	
INCHES	HOLDS	INCHES	HOLDS
.X ± .10	ØXX ± .10	.XX ± .020	ØXXX ± .015
.XXX ± .015	ØXXX ± .010		
APPROVALS	DATE	DATE	
DRAWN	SS	9/24/07	
CHECKED			
APPROVED			
SIZE	PART NO.	SCALE	REV.
X	DXXX-PL-24-F	NTS	-
REF:		SHEET	1 OF 1