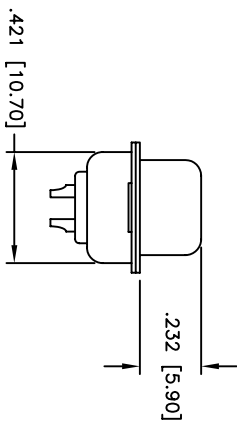
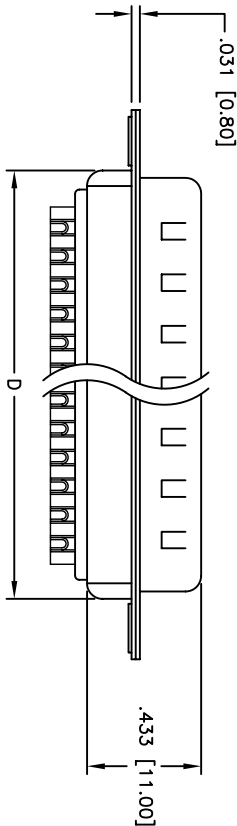
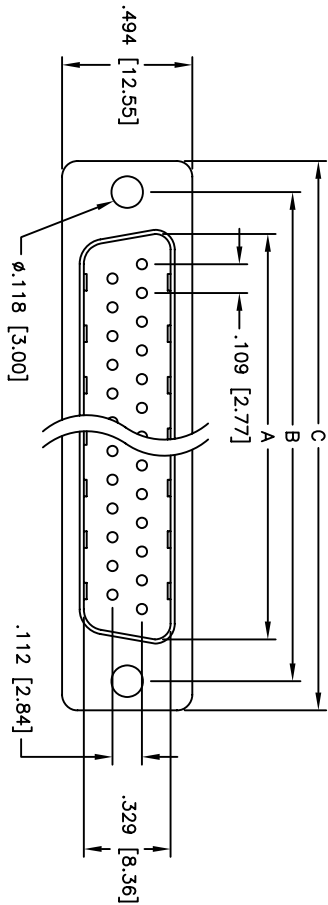


Rev	AWO #	Description	Date	Appr
-		RELEASED	4/28/05	

APPROVED: _____
 DATE: _____ TITLE: _____



Unit: Inch / mm

Positions	DIMENSIONS			
	A	B	C	D
9	.666 [16.92]	.984 [24.99]	1.213 [30.81]	.756 [19.20]
15	.994 [25.25]	1.312 [33.32]	1.541 [39.14]	1.091 [27.70]
25	1.534 [38.96]	1.852 [47.04]	2.088 [53.04]	1.618 [41.10]
37	2.182 [55.43]	2.500 [63.50]	2.729 [69.32]	2.256 [57.30]
50	2.079 [52.81]	2.406 [61.11]	2.637 [67.00]	2.169 [55.10]

SPECIFICATIONS:
 Material:
 Insulator: PBT, glass reinforced, rated UL 94V-0
 Insulator color: Black
 Contacts: Phosphor Bronze
 Shell: Steel, Tin plated
 Plating:
 Gold flash over Nickel underplate overall

Electrical:
 Operating voltage: 250 VAC max
 Current rating: 5 Amps max
 Contact resistance: 20 mohms max
 Insulation resistance: 5,000 Mohms min
 Dielectric withstanding voltage: 1,000 VAC for 1 minute
Temperature Rating:
 Operating temperature: -65°C to +125°C
 Environmental:
 Lead free, RoHS compliant
 Recommended soldering temp: 235°C for 5 seconds



ADAM TECH

909 Railway Avenue, Union, NJ 07083
 Phone: 908-687-5000 Fax: 908-687-5710

TITLE: D-SUB PLUG, SOLDER CUP
 .118 [3.00] MOUNTING HOLES

UNLESS OTHERWISE SPECIFIED ALL DIMENSIONS ARE INCHES [MM] TOLERANCES: EXCEPT AS NOTED		INCHES		HOLDS	
.X	± .10	ØX	± .10		
.XX	± .020	ØXX	± .015		
.XXX	± .015	ØXXX	± .010		
APPROVALS	DATE				
DRAWN	SS	4/28/05			
CHECKED					
APPROVED					
SIZE	PART NO.	DXXX+PD			
REF:	SCALE:	NTS	SHEET	1 OF 1	REV.