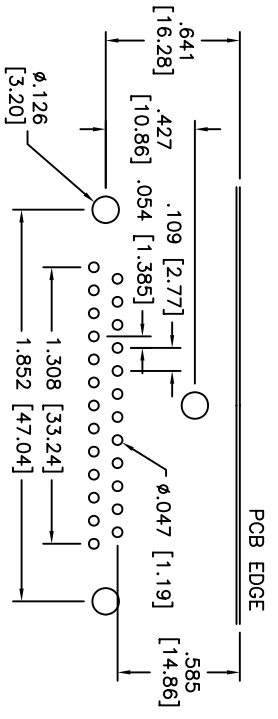
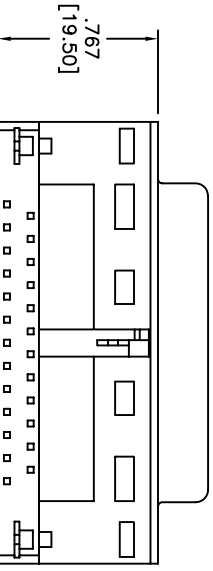
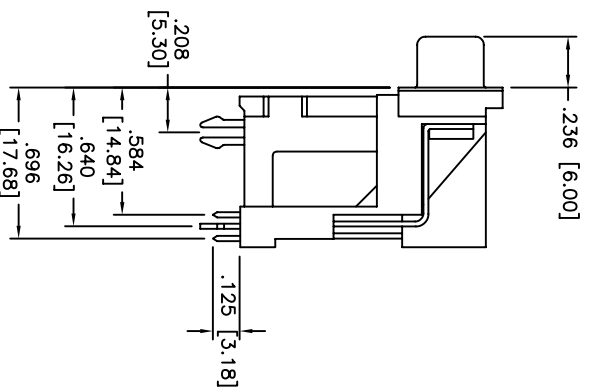
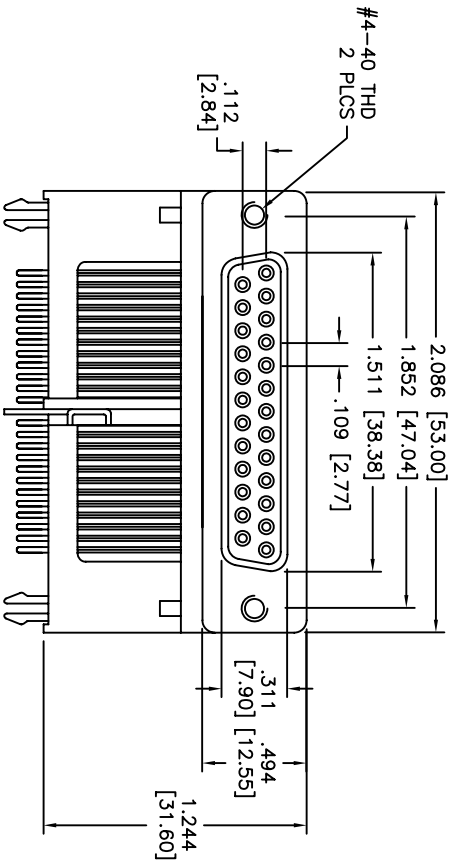


APPROVED: _____
 DATE: _____ TITLE: _____

Rev	AWO #	Description	Date	Appr
-	5000	RELEASED	05/25/05	
A		REVISED & REDRAWN	5/18/06	



RECOMMENDED PCB LAYOUT

SPECIFICATIONS:

- Material: Insulator: PBT, glass reinforced, rated UL 94V-0
- Insulator color: Black
- Contacts: Brass
- Shell: Cold Rolled Steel, Nickel plated
- Plating: Gold Flash over Nickel underplate on contact area, Tin over Copper underplate on solder tails
- Electrical: Operating voltage: 250 VAC max
- Current rating: 5 Amps max
- Contact resistance: 25 mohms max
- Insulation resistance: 1000 Mohms min @ 500 VDC
- Dielectric withstanding voltage: 1000 VAC for 1 minute
- Temperature Rating: Operating temperature: -55°C to +105°C
- Environmental: Lead free, RoHS compliant.
- Recommended soldering temp: 235 for 5 sec.



ADAM TECH

909 Rahway Avenue, Union, NJ 07083
 Phone: 908-687-5000 Fax: 908-687-5710

TITLE: DUAL PORT D-SUB, RIGHT ANGLE
 ELEVATED 25P FEMALE, PCB MOUNT

UNLESS OTHERWISE SPECIFIED ALL DIMENSIONS ARE INCHES [MM]		TOLERANCES: EXCEPT AS NOTED	
INCHES		HOLES	
.X	± .10	ØX	± .10
.XX	± .020	ØXXX	± .015
.XXX	± .015	ØXXXX	± .010
APPROVALS		DATE	
DRAWN	SS	05/25/05	
CHECKED			
APPROVED			
SIZE	PART NO.	SCALE:	SHEET 1 OF 1
X	DPD-25-0X-B3	NTS	A