

6

5

4

3

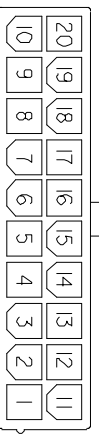
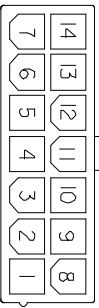
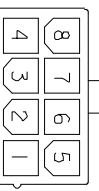
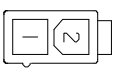
2

1

APPROVED: _____

DATE: _____ TITLE: _____

Rev	AWO #	Description	Date	Appr
		SEE SHT 1 OF 2 FOR REVISION		

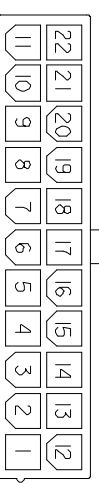
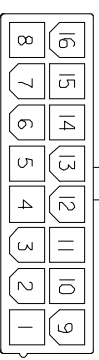
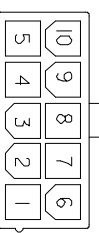
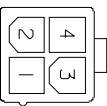


2 POSITION

8 POSITION

14 POSITION

20 POSITION

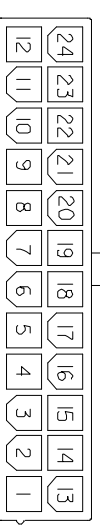
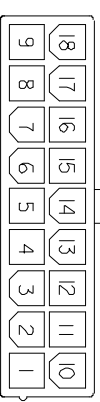
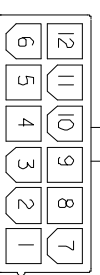
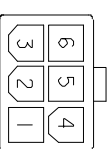


4 POSITION

10 POSITION

16 POSITION

22 POSITION



6 POSITION

12 POSITION

18 POSITION

24 POSITION

UNLESS OTHERWISE SPECIFIED
ALL DIMENSIONS ARE MM [INCHES]
TOLERANCES: EXCEPT AS NOTED
INCHES

.X	± .10	ØX	± .10
.XX	± .020	ØXX	± .015
.XXX	± .015	ØXXX	± .010

APPROVALS: _____ DATE: _____

DRAWN: SS 8/19/04

CHECKED: _____

APPROVED: _____

TITLE: RIGHT ANGLE HOUSING, MALE TERMINAL
PCB MOUNT WITH PEGS

909 Railway Avenue, Union, NJ 07083
Phone: 908-687-5000 Fax: 908-687-5710

SIZE: X PART NO.: DMF-XX-R-N-P

REF: _____ SCALE: NTS SHEET 2 OF 2

ADAM TECH

A

B

C

D

A

B

C

D

6

5

4

3

2

1