

6

5

4

3

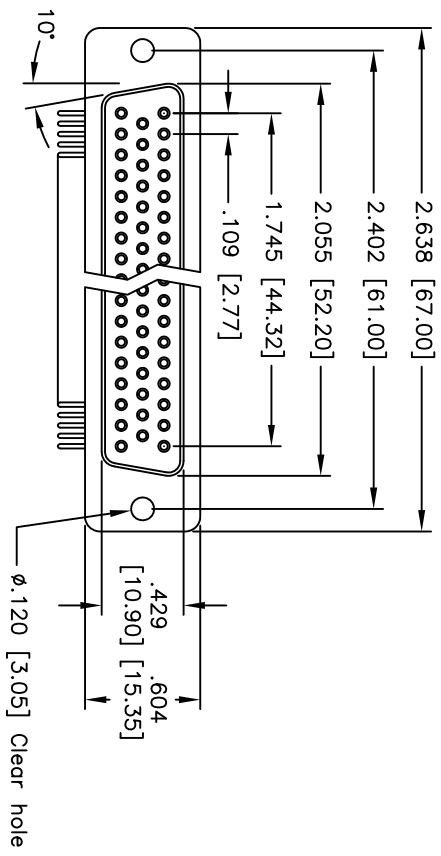
2

1

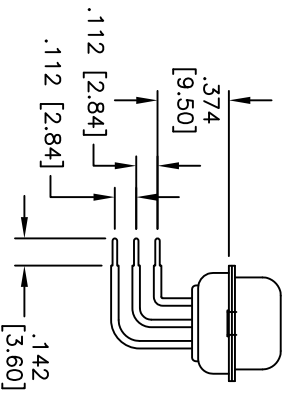
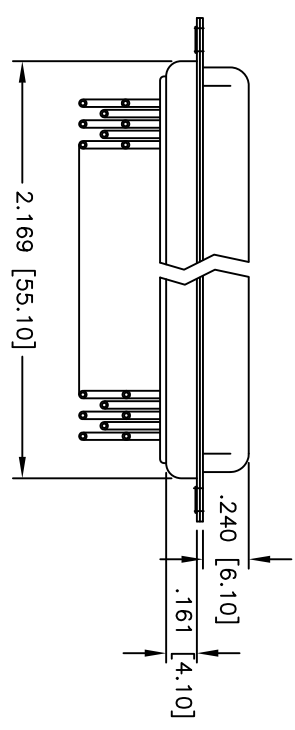
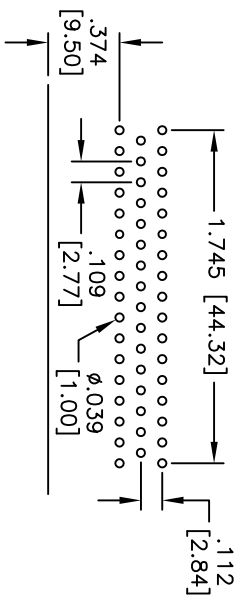
| Rev | AWO # | Description | Date | Appr |
|-----|-------|-------------|----------|------|
| - | | RELEASED | 11/03/09 | |

APPROVED: _____

DATE: _____ TITLE: _____



RECOMMENDED PCB LAYOUT



SPECIFICATIONS:

Material: Insulator: PBT, glass reinforced, rated UL 94V-0

Insulator color: Black

Contacts: Copper Alloy

Shell: Steel, Tin plated

Hardware: Brass, Nickel plated

Plating:

Gold flash over Nickel underplate overall.

Electrical:

Operating voltage: 250 VAC max

Current rating: 5 Amps max

Contact resistance: 20 mohms max

Insulation resistance: 1,000 Mohms min

Dielectric withstanding voltage: 1,000 VAC for 1 minute

Environmental:

Lead free, RoHS compliant

Recommended soldering temp: 235°C for 5 seconds



ADAM TECH

909 Railway Avenue, Union, NJ 07083
 Phone: 908-687-5000 Fax: 908-687-5710

TITLE: D-SUB SOCKET, R/A, MACHINED CONTACT
 WHITOUT BRACKET, .120" NON-THREADED HOLES

| | | |
|------|-------------|------|
| SIZE | PART NO. | REV. |
| X | DD50-SH-G1C | - |

| | |
|--|----------|
| UNLESS OTHERWISE SPECIFIED ALL DIMENSIONS ARE INCHES [MM] | |
| TOLERANCES: EXCEPT AS NOTED | INCHES |
| .X | ± .10 |
| .XX | ± .020 |
| .XXX | ± .015 |
| .XXX | ± .010 |
| ØX | ± .10 |
| ØXXX | ± .015 |
| ØXXX | ± .010 |
| APPROVALS | DATE |
| DRAWN | DY |
| CHECKED | |
| APPROVED | |
| | 11/03/09 |

| | | | | | |
|------|---------|--------|-----|-------|--------|
| REF: | S00087T | SCALE: | NTS | SHEET | 1 OF 1 |
|------|---------|--------|-----|-------|--------|

6

5

4

3

2

1