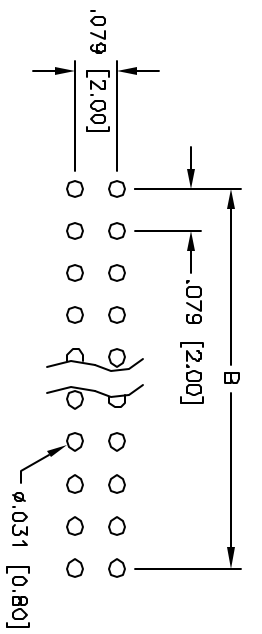
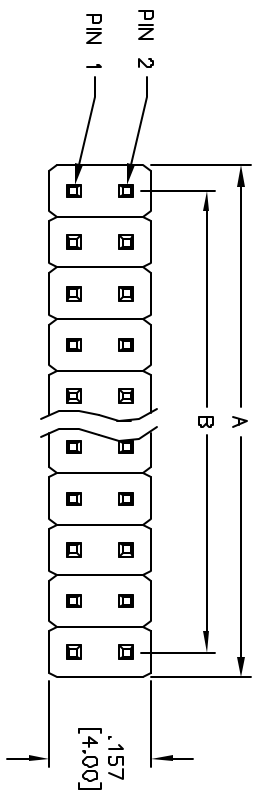
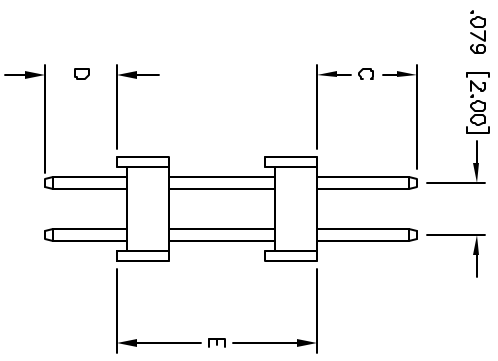
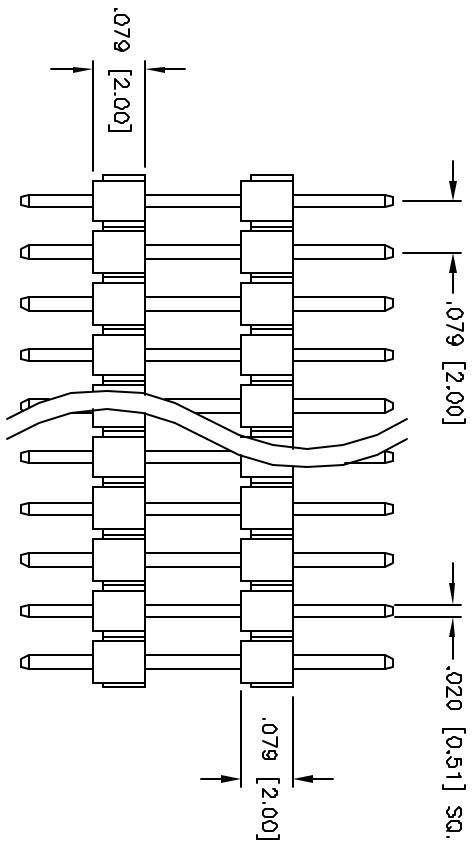


APPROVED: \_\_\_\_\_  
 DATE: \_\_\_\_\_ TITLE: \_\_\_\_\_

Rev	AWO #	Description	Date	Appr
-		RELEASED	4/1/05	



RECOMMENDED  
PCB LAYOUT



Positions: 2 thru 80  
 A = .079 [2.00] x No. of Positions per Row  
 B = .079 [2.00] x No. of Spaces

**SPECIFICATIONS:**  
 Material:  
 Insulator: PBT, rated UL 94V-0  
 Insulator color: Black  
 Contacts: Brass  
 Plating:  
 Gold flash over Nickel underplate overall  
 Electrical:  
 Operating voltage: 250 VAC max  
 Current rating: 1 Amp max  
 Contact resistance: 20 mohms max  
 Insulation resistance: 5,000 Mohms min @ 500 VDC  
 Dielectric withstanding voltage: 1,000 VAC for 1 minute  
 Temperature Rating:  
 Operating temperature: -55°C to +105°C  
 Environmental:  
 Lead free, RoHS compliant  
 Recommended soldering temp: 230°C for 5 seconds



UNLESS OTHERWISE SPECIFIED ALL DIMENSIONS ARE NICHES [MM] TOLERANCES: EXCEPT AS NOTED INCHES .10 ± .010 .020 ± .010 .015 ± .010 APPROVALS		DATE	
DRAWN	SS	4/1/05	
CHECKED			
APPROVED			
TITLE .079 [2.00] DUAL ROW PIN HEADER DUAL INSULATOR, GOLD PLATED		SIZE PART NO. X D2PH-2-X-1J-C/D/E	REF. SCALE NIB SHEET 1 OF 1
909 Rahway Avenue, Union, NJ 07083 Phone: 908-887-5000 Fax: 908-887-5710		<b>ADAM TECH</b>	