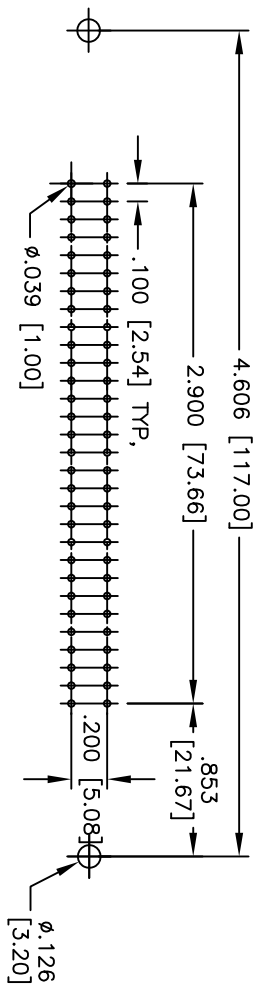
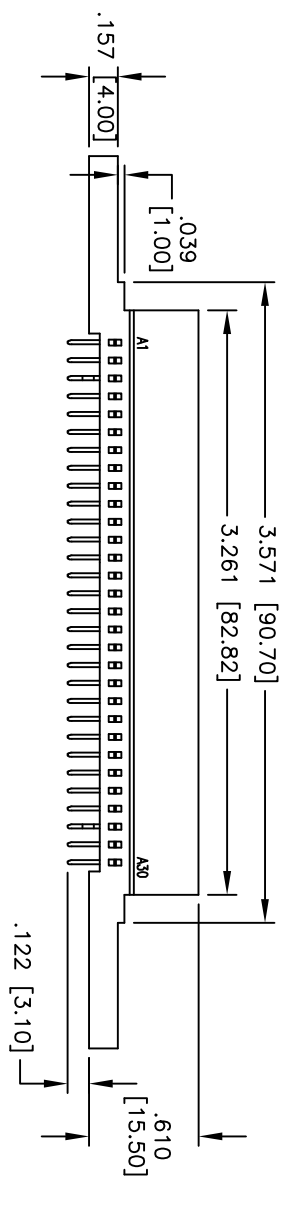
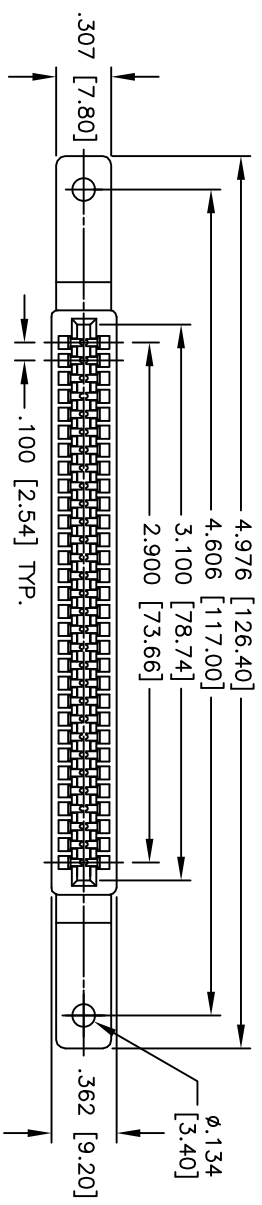


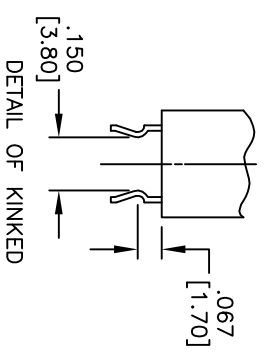
Rev	AWO #	Description	Date	Appr
-		RELEASED	9/24/10	

APPROVED: _____
 DATE: _____ TITLE: _____



RECOMMENDED PCB LAYOUT

*Kinked Pins: A3, A28, B3 AND B28



SPECIFICATIONS:

Material:

Insulator: PBT, Glass reinforced, rated UL 94V-0

Insulator color: Black

Contacts: Copper Alloy

Plating:

Gold flash over Nickel underplate on contact area,
 Tin over Copper underplate on PCB tails

Electrical:

Current rating: 3 Amps

Contact resistance: 20 mohms max. initial

Insulation resistance: 5,000 Mohms min.

Dielectric withstanding voltage: 1000 VAC RMS.

Temperature Rating:

Operating temperature: -55°C to +85°C

Environmental:

Lead free, RoHS compliant

Recommended soldering temp: 235°C for 5 seconds

ADAM TECH

909 Rahway Avenue, Union, NJ 07083
 Phone: 908-687-5000 Fax: 908-687-5710

TITLE: .100 [2.54] CARD EDGE CONNECTOR, 60 PIN
 VERTICAL, PCB TYPE, W/ MOUNT EARS

UNLESS OTHERWISE SPECIFIED ALL DIMENSIONS ARE INCHES [MM]	
TOLERANCES: EXCEPT AS NOTED	
INCHES	HOLDS
.X ± .10	± .10
.XX ± .020	± .015
.XXX ± .015	± .010
APPROVALS	DATE
DRAWN	DY
CHECKED	
APPROVED	
9/24/10	

SIZE	PART NO.	REV.
X	CE-60-U-E-BR	-
REF: S0003T	SCALE: NTS	SHEET 1 OF 1