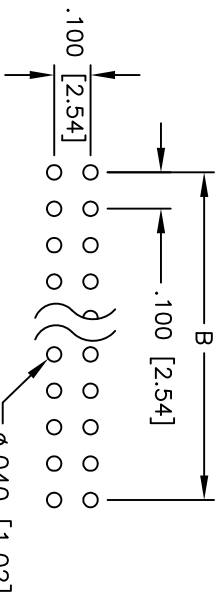
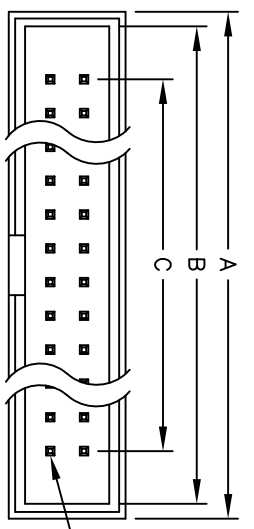
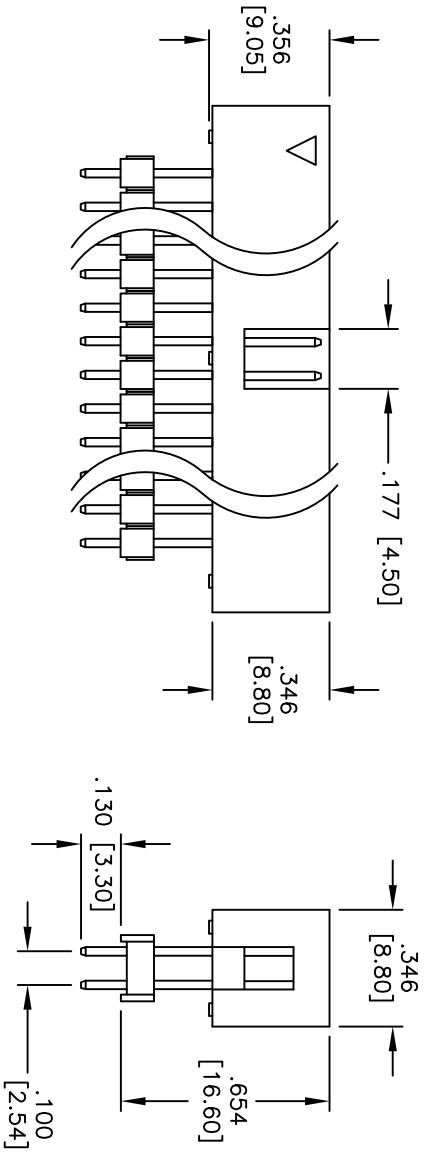


Rev	AWO #	Description	Date	Appr
-		RELEASED	5/19/11	

APPROVED: _____
 DATE: _____ TITLE: _____



RECOMMENDED PCB LAYOUT



Positions: 8, 10, 14, 16, 20, 24, 26, 30, 34, 40, 44, 50, 60, 64
 A = .100 [2.54] X No. of Positions / 2 + .300 [7.62]
 B = .100 [2.54] X No. of Positions / 2 + .212 [5.40]
 C = .100 [2.54] X No. of Spaces

SPECIFICATIONS:

- Material: Insulator: PBT, Glass filled, rated UL 94V-0
- Insulator color: Black
- Contacts: Brass
- Plating: Gold flash over nickel underplate
- Electrical: Operating voltage: 250 VAC max. Current rating: 1 Amp max. Contact resistance: 20 mohms max. initial Insulation resistance: 5,000 Mohms min. Dielectric withstanding voltage: 1,000 VAC for 1 minute
- Temperature Rating: Operating temperature: -55°C to +105°C
- Environmental: Lead free, RoHS compliant
- Recommended soldering temp: 235°C for 5 seconds



UNLESS OTHERWISE SPECIFIED
 ALL DIMENSIONS ARE INCHES [MM]
 TOLERANCES: EXCEPT AS NOTED
 INCHES Holes
 .X ± .10 ØXX ± .10
 .XX ± .020 ØXXX ± .015
 .XXX ± .015 ØXXX ± .010

ADAM TECH
 909 Rahway Avenue, Union, NJ 07083
 Phone: 908-687-5000 Fax: 908-687-5710

TITLE: .100 [2.54] BOX HEADER, STRAIGHT, GOLD PLATED, STANDARD SOLDER TAIL

APPROVALS	DATE
DRAWN DY	5/19/11
CHECKED	
APPROVED	

SIZE	PART NO.	REV.
X	BHRE-XX-VUA-.654	-

SCALE: NTS SHEET 1 OF 1