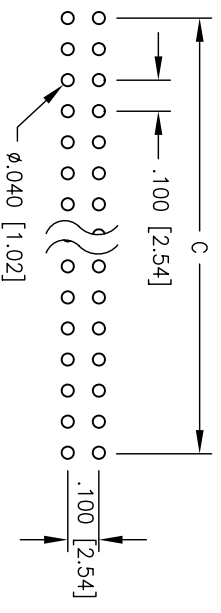
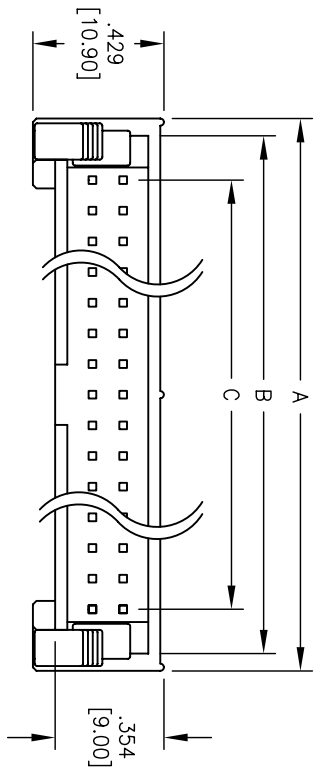
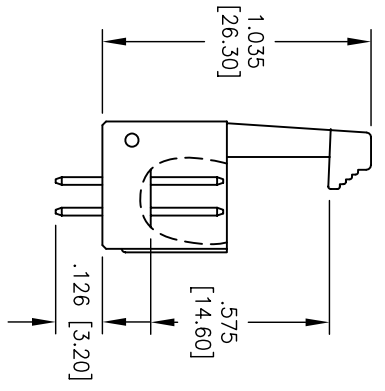
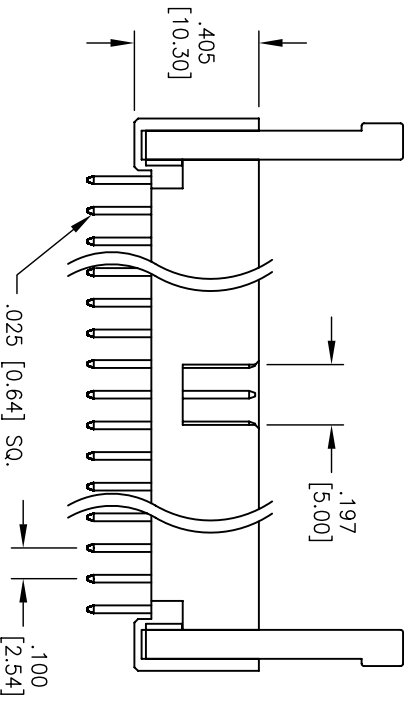


Rev	AWO #	Description	Date	Appr
-		RELEASED	10/7/05	

APPROVED: \_\_\_\_\_ TITLE: \_\_\_\_\_  
 DATE: \_\_\_\_\_



RECOMMENDED PCB LAYOUT



- A = .100 [2.54] X No. of Positions /2 + .301 [7.66]
- B = .100 [2.54] X No. of Positions /2 + .189 [4.80]
- C = .100 [2.54] X No. of Positions /2 -1

**SPECIFICATION:**

**Material:**

Insulator: PBT, glass reinforced, rated UL-94V-0  
 Insulator Color: Black  
 Contacts: Phosphor Bronze or Brass

**Contact Plating:**

Gold Flash over Nickel underplate overall

**Electrical:**

Operating Voltage: 250V AC max.  
 Current rating: 2 Amps max.  
 Contact resistance: 30 mohms max  
 Insulation resistance: 3000 Mohms min  
 Dielectric withstanding voltage: 500 VAC / minute

**Mechanical:**

Mating durability: 500 cycles min.

**Temperature Rating:**

Operating temperature: -40° TO +105°

**Environmental:**

Lead free, RoHS compliant.  
 Recommended soldering temp: 235 for 5 sec.



UNLESS OTHERWISE SPECIFIED ALL DIMENSIONS ARE INCHES [MM] TOLERANCES: EXCEPT AS NOTED	
X ± .10	ØX ± .015
.XX ± .020	ØXX ± .015
XXX ± .015	ØXXX ± .010
APPROVALS	DATE
DRAWN	SS
CHECKED	10/7/05
APPROVED	

**ADAM TECH**  
 909 Rahway Avenue, Union, NJ 07083  
 Phone: 908-687-5000 Fax: 908-687-5710

TITLE: BOX HEADER, VERTICAL PCB MOUNT,  
 2 ROW .100 PITCH, GOLD PLATED

SIZE	PART NO.	REV.
X	BHR-XX-VUA-LL	-
REF:	SCALE: NTS	SHEET 1 OF 1