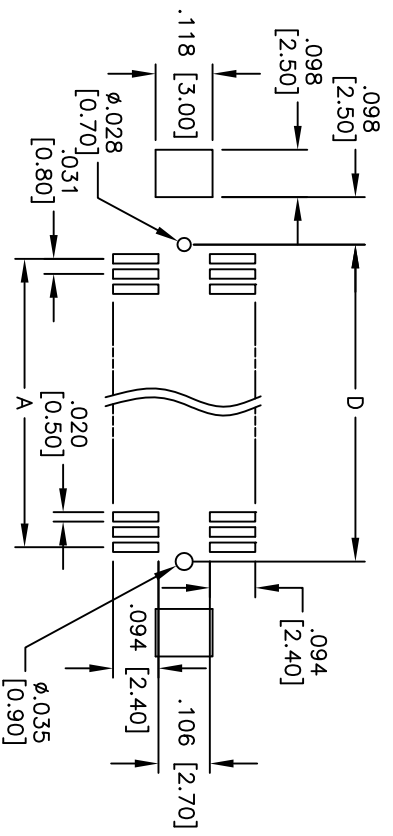
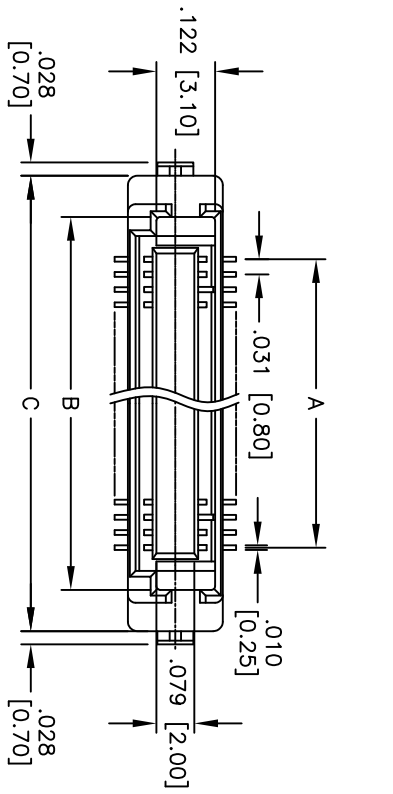
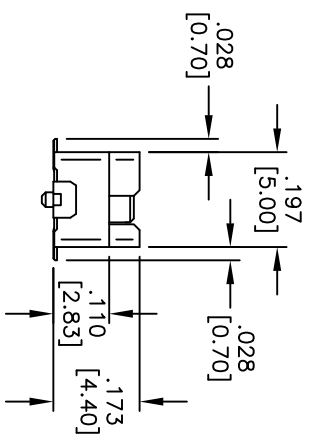
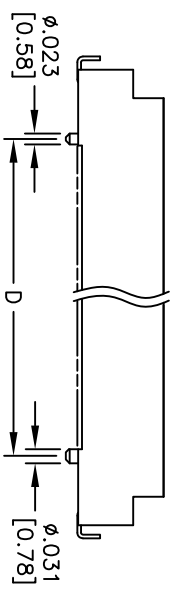


Rev	AWO #	Description	Date	Appr
-		RELEASED	11/10/09	

APPROVED: \_\_\_\_\_  
 DATE: \_\_\_\_\_ TITLE: \_\_\_\_\_



RECOMMENDED PCB LAYOUT



**SPECIFICATIONS:**  
 Material: Insulator: Hi-temp thermoplastic, rated UL 94V-0  
 Insulator color: Black  
 Contacts: Copper Alloy  
 Hold down: Copper Alloy

**Plating:**  
 Gold flash over Nickel underplate overall.  
**Electrical:**  
 Operating voltage: 200 VAC max  
 Current rating: 0.5 Amps max  
 Contact resistance: 70 mohms max. initial  
 Insulation resistance: 100 Mohms min

**Environmental:**  
 Lead free, RoHS compliant  
 Recommended soldering temp: 260°C for 5 seconds

Positions: 20, 30, 40, 50, 60  
 A = .031 [0.80] x (No. of Contacts per row - 1)  
 B = .031 [0.80] x (No. of Contacts per row - 1) + .175 [4.45]  
 C = .031 [0.80] x (No. of Contacts per row - 1) + .346 [8.80]  
 D = .031 [0.80] x (No. of Contacts per row - 1) + .059 [1.50]

**ADAM TECH**

909 Rahway Avenue, Union, NJ 07083  
 Phone: 908-687-5000 Fax: 908-687-5710

TITLE: .031 [0.80] BOARD TO BOARD SOCKET, SMT TYPE  
 4,4 MM HEIGHT, STACKING HEIGHT= 2.85MM

UNLESS OTHERWISE SPECIFIED ALL DIMENSIONS ARE INCHES [MM]		TOLERANCES EXCEPT AS NOTED	
.X	± .10	ØXX	± .10
.XX	± .020	ØXXX	± .015
.XXX	± .015	ØXXXX	± .010
APPROVALS		DATE	
DRAWN	DY	11/10/09	
CHECKED			
APPROVED			
REF: S0028T	SCALE: NTS	SHEET 1 OF 1	REV: -

