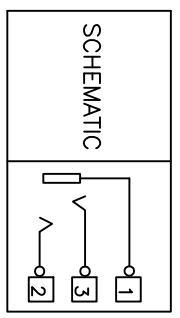
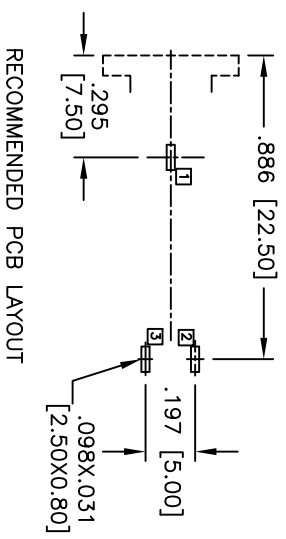
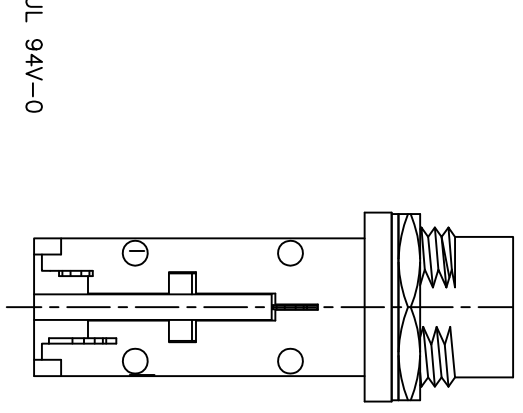
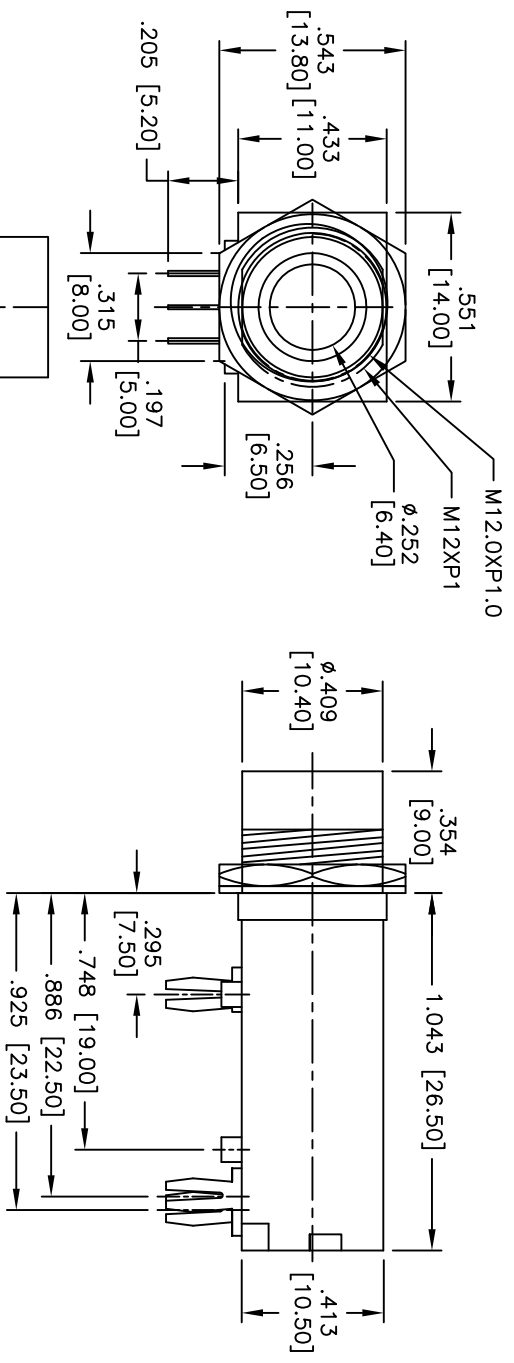


Rev	AWO #	Description	Date	Appr
-		RELEASED	3/09/11	

APPROVED: _____
 DATE: _____ TITLE: _____



RECOMMENDED PCB LAYOUT

SCHEMATIC

UNLESS OTHERWISE SPECIFIED
 ALL DIMENSIONS ARE INCHES [MM]
 TOLERANCES: EXCEPT AS NOTED
 INCHES HOLEES
 .X ± .10 ØX ± .10
 .XX ± .020 ØXX ± .015
 .XXX ± .015 ØXXX ± .010
 APPROVALS DATE

ADAM TECH
 909 Railway Avenue, Union, NJ 07083
 Phone: 908-687-5000 Fax: 908-687-5710

SPECIFICATIONS:
Material:
 Insulator: ABS, rated UL 94V-0
 Insulator color: Black
 Contacts: Copper Alloy, Tin plated.
 Nut: Brass, Nickel plated
 Washer: Brass, Nickel plated
Electrical:
 Operating voltage: 30 VDC max.
 Contact rating: 0.1 Amp max.
 Contact resistance: 30 mohms max.
 Insulation resistance: 100 Mohms min.
 Dielectric withstanding voltage: 500 VAC for 1 minute
 Temperature Rating:
 Operating temperature: -20°C to +70°C
Environmental:
 Lead free, RoHS compliant.
 Recommended soldering temp: 235°C for 5 sec.

ADAM TECH
 909 Railway Avenue, Union, NJ 07083
 Phone: 908-687-5000 Fax: 908-687-5710

STEREO PHONE JACK, 6.3mm



APPROVALS	DATE
DRAWN	DY
CHECKED	
APPROVED	

SIZE	PART NO.	REV.
X	ASJ-72-3-HDW	
REF: S0002C	SCALE: NTS	SHEET 1 OF 1