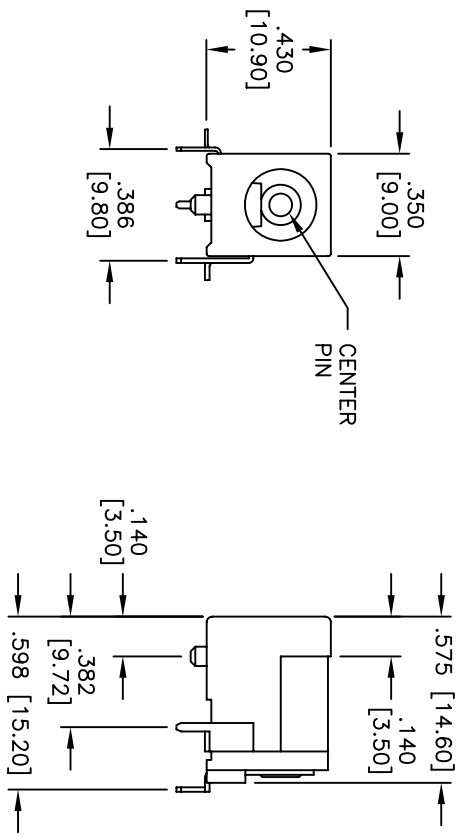
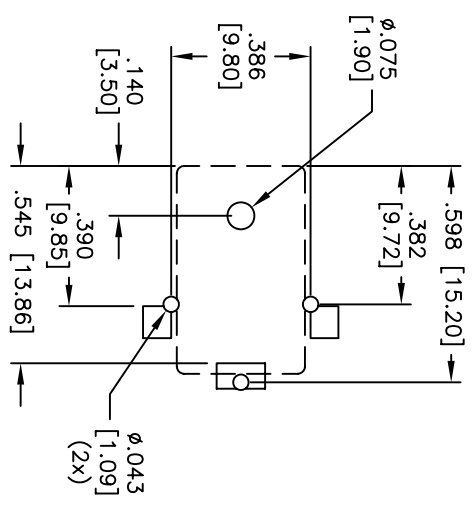
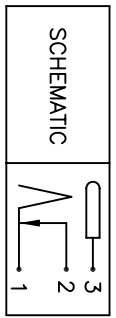


Rev	AWO #	Description	Date	Appr
-		RELEASED	12/10/04	

APPROVED: \_\_\_\_\_  
 DATE: \_\_\_\_\_ TITLE: \_\_\_\_\_



PART NO.	CENTER PIN DIA.
ADC-015-1	.079 [2.00]
ADC-015-2	.098 [2.50]



PCB LAYOUT

**SPECIFICATIONS:**  
 Material: Insulator: PBT, Glass reinforced, rated UL 94V-0  
 Insulator color: Black  
 Center Pin: Brass, Nickel plated  
 Contacts: Copper Alloy  
 Plating: Silver over Nickel underplate  
 Electrical: Operating voltage: 12 VDC max.  
 Current rating: 1 Amp max.  
 Contact resistance: 30 mohms max. initial  
 Insulation resistance: 50 Mohms min.  
 Dielectric withstanding voltage: 250 VAC for 1 minute  
 Temperature Rating: Operating temperature: -25°C to +70°C  
 Environmental: Lead free, RoHS compliant.  
 Recommended soldering temp: 235 for 5 sec.



UNLESS OTHERWISE SPECIFIED ALL DIMENSIONS ARE INCHES [MM]	
TOLERANCES: EXCEPT AS NOTED	
INCHES	HOLES
.X ± .10	Ø.X ± .10
.XX ± .020	Ø.XXX ± .015
.XXX ± .015	Ø.XXX ± .010
APPROVALS	DATE
DRAWN	SS
CHECKED	10/4/04
APPROVED	

**ADAM TECH**  
 909 Rahway Avenue, Union, NJ 07083  
 Phone: 908-687-5000 Fax: 908-687-5710

TITLE	DC POWER JACK
SIZE	PART NO.
X	ADC-015-X
REF:	SCALE: NTS
	SHEET 1 OF 1
REV.	