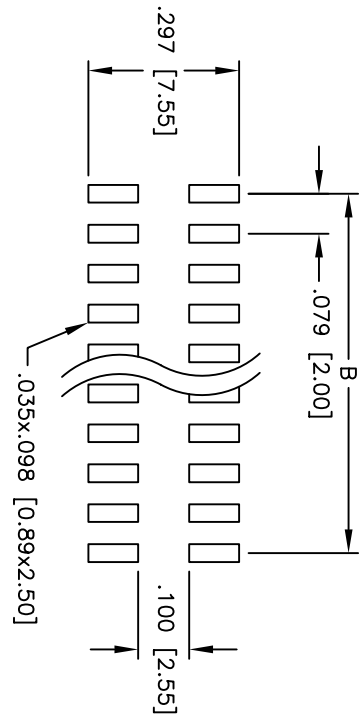
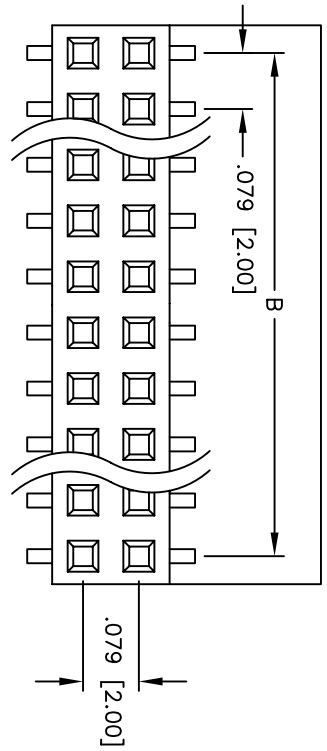
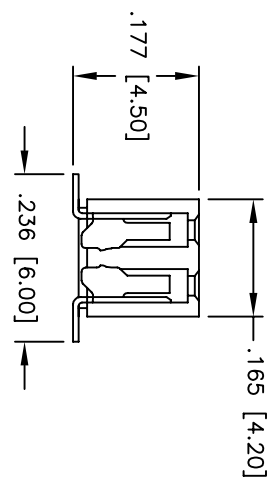
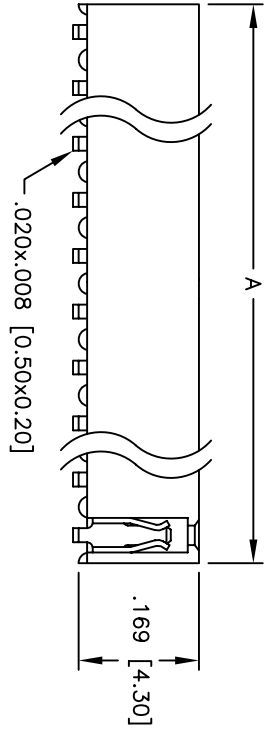


Rev	AWO #	Description	Date	Appr
-		RELEASED	6/26/06	

APPROVED: _____
 DATE: _____ TITLE: _____



RECOMMENDED
PCB LAYOUT



Positions: 02 thru 80
 A = .079 [2.00] x No. of Positions per Row
 B = .079 [2.00] x No. of Spaces

NOTE: PACKAGED ON TAPE & REEL

SPECIFICATIONS:
 Material: Insulator: Hi-Temp Thermo plastic, rated UL 94V-0
 Insulator color: Black
 Contacts: Phosphor Bronze
 Plating: Gold flash over Nickel underplate overall
 Electrical: Operating voltage: 250 VAC max.
 Current rating: 1 Amp max.
 Contact resistance: 20 mohms max. initial
 Insulation resistance: 5,000 Mohms min.
 Dielectric withstanding voltage: 1,000 VAC for 1 minute
 Temperature Rating: Operating temperature: -40°C to +105°C
 Environmental: Lead free, RoHS compliant
 Recommended soldering temp: 260°C for 5 seconds



ADAM TECH

909 Railway Avenue, Union, NJ 07083
 Phone: 908-687-5000 Fax: 908-687-5710

TITLE: .079 x .079 DUAL ROW RECEPTACLE STRIP
 .169 [4.30] HEIGHT, SMT

UNLESS OTHERWISE SPECIFIED ALL DIMENSIONS ARE INCHES [MM] TOLERANCES: EXCEPT AS NOTED		INCHES		HOLDS	
.X	± .10	ØXX	± .10		
.XX	± .020	ØXXX	± .015		
.XXX	± .015	ØXXXX	± .010		
APPROVALS		DATE			
DRAWN	SS	6/26/06			
CHECKED					
APPROVED					
SIZE	PART NO.	REF:	SCALE:	SHEET	REV.
X	2RS2-XX-G-SMT-T/R		NTS	1 OF 1	