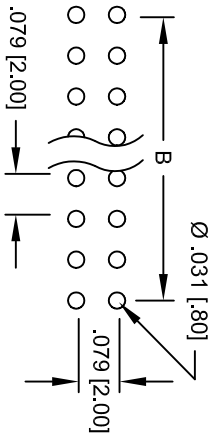
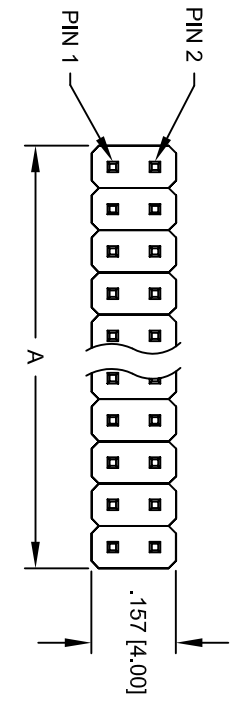
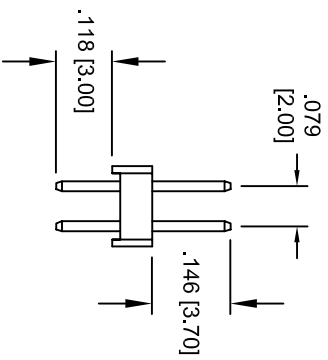
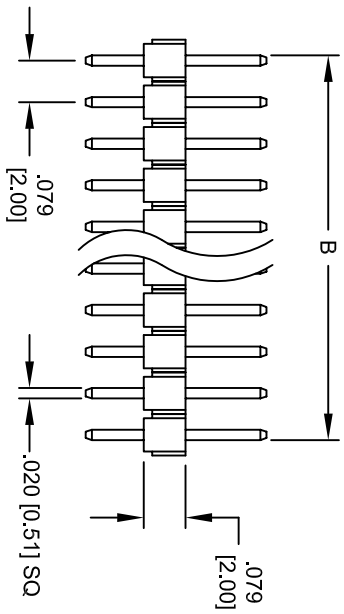


Rev	AWO #	Description	Date	Appr
-		RELEASED	9/20/04	

APPROVED: _____
 DATE: _____ TITLE: _____



Recommended
PC Board layout



A = .079" [2.00] x No. of positions
 B = .079" [2.00] x No. of spaces

SPECIFICATIONS:
Material:
 Insulator: PBT, rated UL 94V-0
 Insulator color: Black
 Contacts: Brass
Plating:
 Gold Flash over Nickel underplate on contact area, Tin over Copper underplate on solder tails
Electrical:
 Operating voltage: 250 VAC max
 Current rating: 1 Amp max
 Contact resistance: 20 mohms max
 Insulation resistance: 5000 Mohms min @ 500 VDC
 Dielectric withstanding voltage: 1000 VAC for 1 minute
 Temperature Rating:
 Operating temperature: -55°C to +105°C

ADAM TECH

909 Rahway Avenue, Union, NJ 07083
 Phone: 908-687-5000 Fax: 908-687-5710

TITLE
 SINGLE ROW PIN HEADER, .079" [2.00mm]
 PITCH, SEL GOLD PLATED, 2 TO 80 PINS

UNLESS OTHERWISE SPECIFIED ALL DIMENSIONS ARE INCHES [MM] TOLERANCES: EXCEPT AS NOTED		INCHES		HOLDS	
.X	± .10	ØXX	± .10		
.XX	± .020	ØXXX	± .015		
.XXX	± .015	ØXXXX	± .010		
APPROVALS	DATE				
DRAWN	SS	9/20/04			
CHECKED					
APPROVED					
REF:	SIZE	PART NO.	SCALE:	NTS	SHEET 1 OF 1
	X	2PH2-XX-SGA			