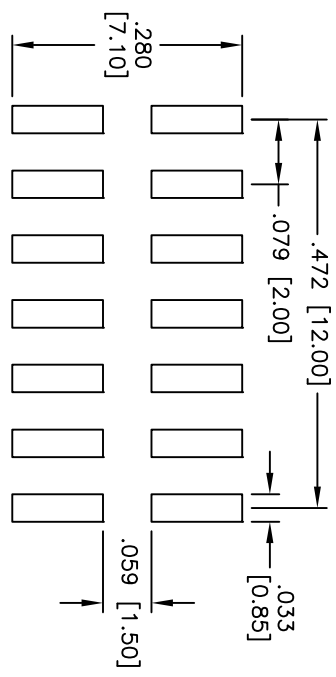
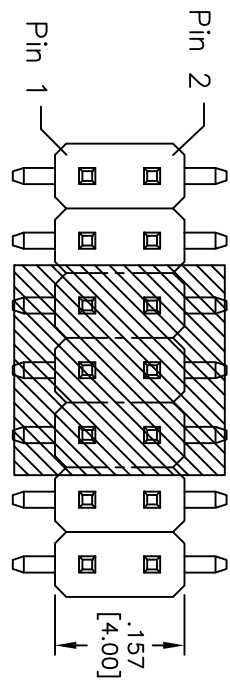
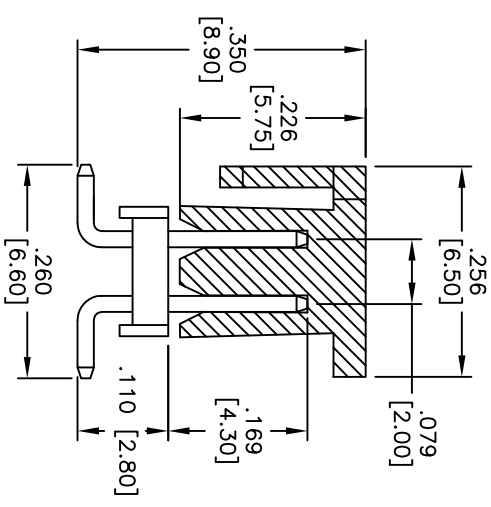
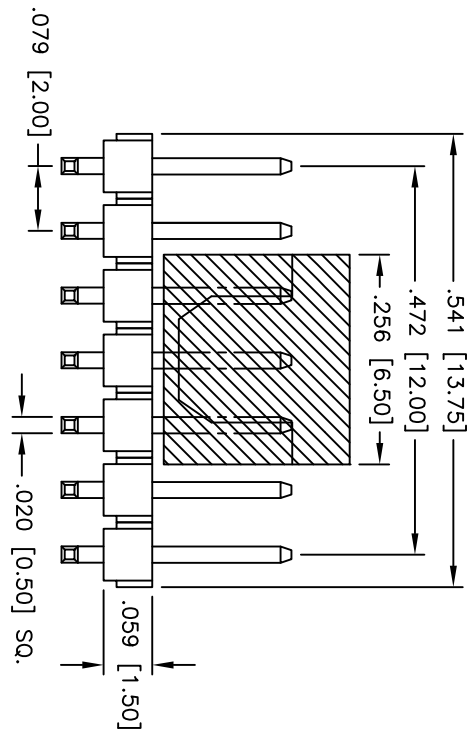


Rev	AWO #	Description	Date	Appr
-	9730	RELEASED	9/10/09	

APPROVED: _____
 DATE: _____ TITLE: _____



RECOMMENDED PCB LAYOUT



SPECIFICATIONS:

Material: Hi-temp thermoplastic, rated UL 94V-0
 Insulator color: Black
 Contacts: Brass
 Plating: Gold Flash over Nickel underplate on mating area, Tin over Copper underplate on SMT tails

Electrical:

Current rating: 1 Amp max
 Contact resistance: 20 mohms max
 Insulation resistance: 5,000 Mohms min @ 500 VDC
 Dielectric withstanding voltage: 500 VAC for 1 minute
 Temperature Rating: Operating temperature: -40°C to +105°C

Environmental: Lead free, RoHS compliant
 Recommended soldering temp: 260°C for 5 seconds

PACKAGED ON TAPE AND REEL

ADAM TECH

909 Rahway Avenue, Union, NJ 07083
 Phone: 908-687-5000 Fax: 908-687-5710

TITLE: .079 [2.00] DUAL ROW PIN HEADER
 SURFACE MOUNT, TAPE & REEL

UNLESS OTHERWISE SPECIFIED ALL DIMENSIONS ARE IN INCHES [MM]		TOLERANCES: EXCEPT AS NOTED	
INCHES		Holes	
.X	± .10	ØX	± .10
.XX	± .020	ØXXX	± .015
.XXX	± .015	ØXXXX	± .010
APPROVALS		DATE	
DRAWN	DY	9/10/09	
CHECKED			
APPROVED			
SIZE	PART NO.	REV.	
X	2PH2-14-SG-SMT-.168-L-PP-T/R		
REF:	S00039T	SCALE:	NTS
SHEET 1 OF 1			

