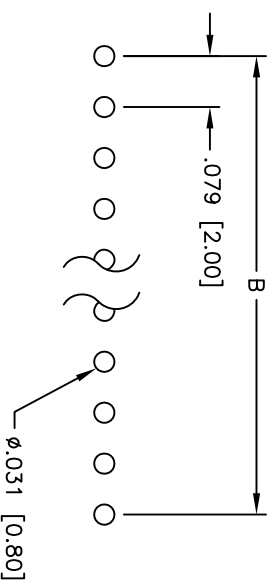
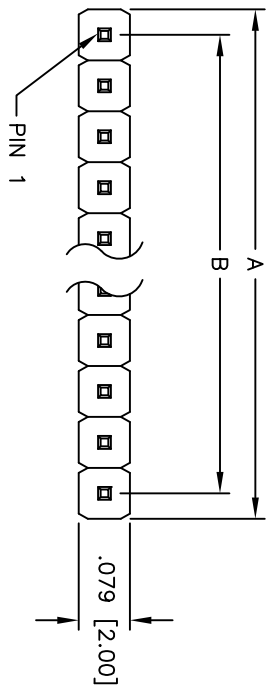
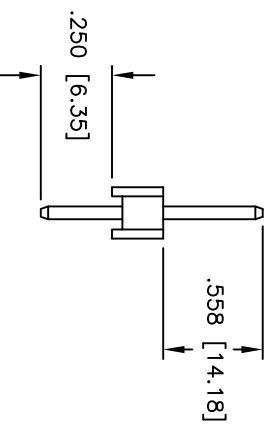
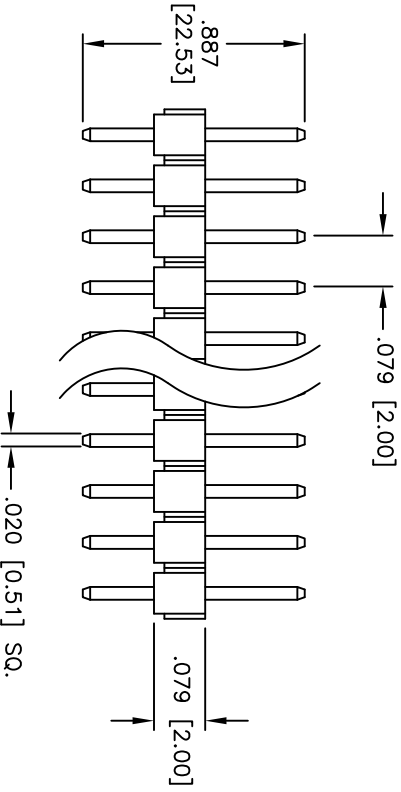


Rev	AWO #	Description	Date	Appr
-		RELEASED	11/10/09	

APPROVED: _____
 DATE: _____ TITLE: _____



RECOMMENDED
PCB LAYOUT



SPECIFICATIONS:
 Material: PBT, rated UL 94V-0
 Insulator color: Black
 Contacts: Brass
 Plating: Gold flash over Nickel underplate overall

Electrical:
 Operating voltage: 250 VAC max
 Current rating: 1 Amp max
 Contact resistance: 20 mohms max @ 500 VDC
 Insulation resistance: 5,000 Mohms min @ 500 VDC
 Dielectric withstanding voltage: 1,000 VAC for 1 minute
 Temperature Rating: Operating temperature: -55°C to +105°C
 Environmental: Lead free, RoHS compliant
 Recommended soldering temp: 235°C for 5 seconds

Positions: 1 thru 40
 A = .079 [2.00] x No. of Positions
 B = .079 [2.00] x No. of Spaces

UNLESS OTHERWISE SPECIFIED
 ALL DIMENSIONS ARE INCHES [MM]
 TOLERANCES: EXCEPT AS NOTED

INCHES	HOLES
.X ± .10	ØX ± .10
.XX ± .020	ØXX ± .015
.XXX ± .015	ØXXX ± .010

APPROVALS: _____ DATE: _____

ADAM TECH
 909 Rahway Avenue, Union, NJ 07083
 Phone: 908-687-5000 Fax: 908-687-5710
 TITLE: .079 [2.00] SINGLE ROW PIN HEADER
 GOLD PLATED

DRAWN	DY	11/10/09	SIZE	PART NO.	REV.
CHECKED			X	2PH1-XX-U-.1061.323	-
APPROVED			REF:	SCALE: NTS	SHEET 1 OF 1