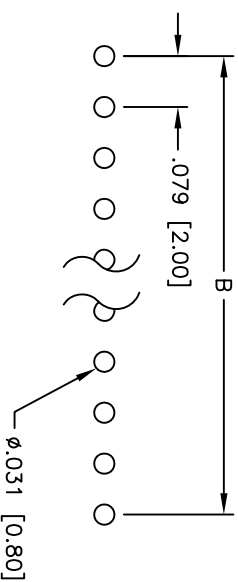
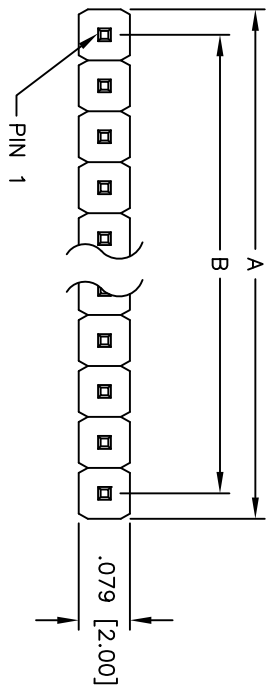
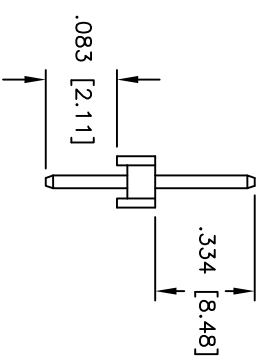
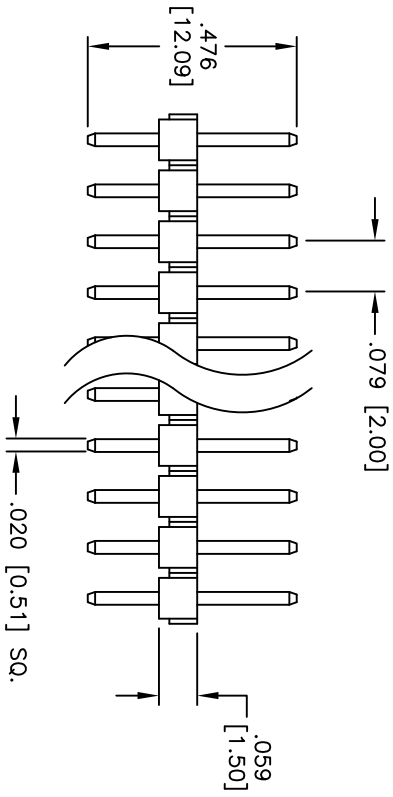


Rev	AWO #	Description	Date	Appr
-		RELEASED	9/03/09	

APPROVED: \_\_\_\_\_  
 DATE: \_\_\_\_\_ TITLE: \_\_\_\_\_



RECOMMENDED PCB LAYOUT



**SPECIFICATIONS:**

Material: PBT, rated UL 94V-0  
 Insulator color: Black  
 Contacts: Brass  
 Plating: Tin over Copper underplate overall  
 Electrical:  
 Operating voltage: 250 VAC max  
 Current rating: 1 Amp max  
 Contact resistance: 20 mohms max @ 500 VDC  
 Insulation resistance: 5,000 Mohms min @ 500 VDC  
 Dielectric withstanding voltage: 1,000 VAC for 1 minute  
 Temperature Rating: -55°C to +105°C  
 Environmental:  
 Lead free, RoHS compliant  
 Recommended soldering temp: 235°C for 5 seconds

Positions: 1 thru 40  
 A = .079 [2.00] x No. of Positions  
 B = .079 [2.00] x No. of Spaces

UNLESS OTHERWISE SPECIFIED  
 ALL DIMENSIONS ARE INCHES [MM]  
 TOLERANCES: EXCEPT AS NOTED

INCHES	HOLES
.X ± .10	ØX ± .10
.XX ± .020	ØXX ± .015
.XXX ± .015	ØXXX ± .010

APPROVALS

DATE	DATE
	9/03/09

**ADAM TECH**

909 Railway Avenue, Union, NJ 07083  
 Phone: 908-687-5000 Fax: 908-687-5710

TITLE: .079 [2.00] SINGLE ROW PIN HEADER  
 TIN PLATED, .083" TAIL / .476" OVERALL

SIZE	PART NO.	REV.
X	2PH1-XX-T-.083/.476-L	-

DRAWN: DY  
 CHECKED:  
 APPROVED:

REF: S00039T SCALE: NTS SHEET 1 OF 1

