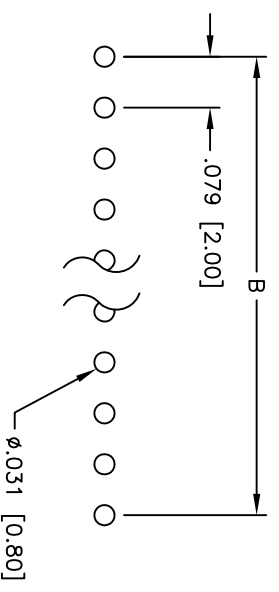
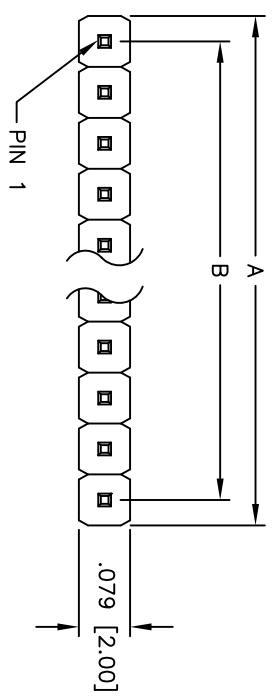
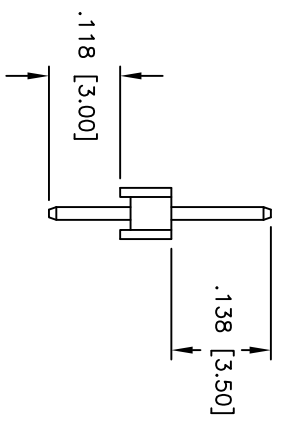
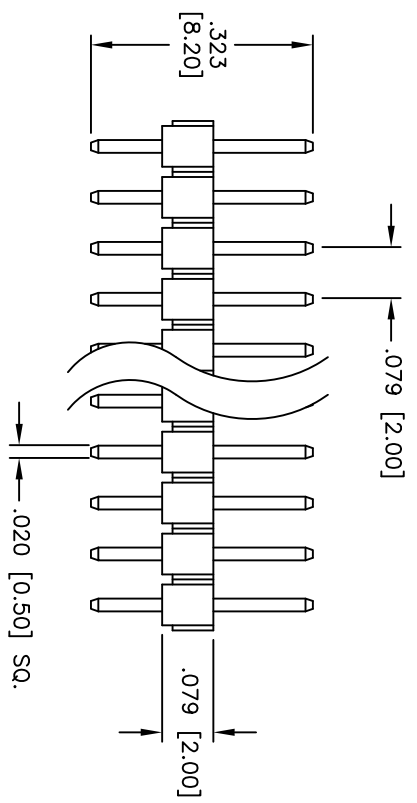


Rev	AWO #	Description	Date	Appr
-		RELEASED	7/22/10	

APPROVED: _____
 DATE: _____ TITLE: _____



RECOMMENDED
PCB LAYOUT



SPECIFICATIONS:
 Material: PBT, rated UL 94V-0
 Insulator color: Black
 Contacts: Brass
 Plating: 30u" Gold flash over Nickel underplate on contact area, Tin over Copper underplate on tails

Electrical:
 Operating voltage: 250 VAC max
 Current rating: 1 Amp max
 Contact resistance: 20 mohms max @ 500 VDC
 Insulation resistance: 5,000 Mohms min @ 500 VDC
 Dielectric withstanding voltage: 500 VAC for 1 minute
 Temperature Rating: Operating temperature: -40°C to +105°C

Environmental:
 Lead free, RoHS compliant
 Recommended soldering temp: 235°C for 5 seconds

Positions: 1 thru 40
 A = .079 [2.00] x No. of Positions
 B = .079 [2.00] x No. of Spaces

UNLESS OTHERWISE SPECIFIED ALL DIMENSIONS ARE INCHES [MM]	
TOLERANCES: EXCEPT AS NOTED	
INCHES	HOLDS
.X ± .10	ØXX ± .10
.XX ± .020	ØXXX ± .015
.XXX ± .015	ØXXXX ± .010
APPROVALS	DATE
DRAWN AY	7/22/10
CHECKED AH	7/22/10
APPROVED	

ADAM TECH
 909 Rahway Avenue, Union, NJ 07083
 Phone: 908-687-5000 Fax: 908-687-5710
 TITLE: .079 [2.00] SINGLE ROW PIN HEADER
 30u" SELECTIVE GOLD PLATED

SIZE	PART NO.	REV.
X	2PH1-XX-SG-.118/.323-30	-
REF:	S00059T	
SCALE:	NTS	
SHEET	1 OF 1	



6 5 4 3 2 1

6 5 4 3 2 1