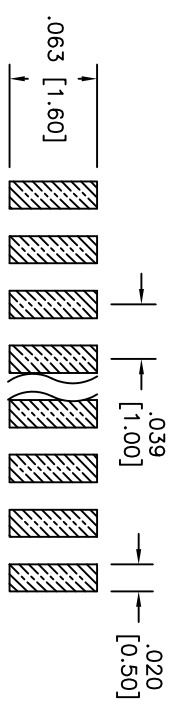
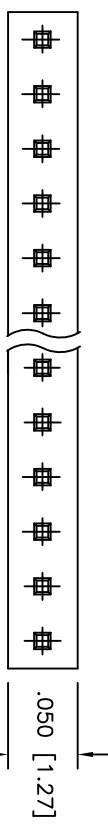
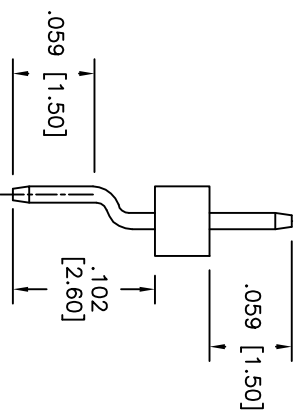
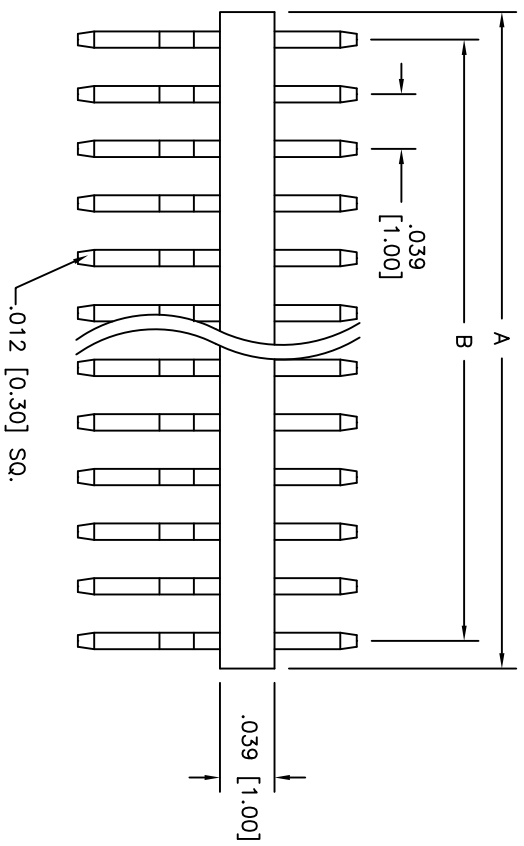


Rev	AWO #	Description	Date	Appr
-		RELEASED	1/14/11	

APPROVED: \_\_\_\_\_  
 DATE: \_\_\_\_\_ TITLE: \_\_\_\_\_



RECOMMENDED PCB LAYOUT



A = .039 [1.00] x No. of Positions  
 B = .039 [1.00] x No. of Spaces

UNLESS OTHERWISE SPECIFIED  
 ALL DIMENSIONS ARE INCHES [MM]  
 TOLERANCES: EXCEPT AS NOTED

INCHES	HOLES
.X ± .10	ØX ± .10
.XX ± .020	ØXXX ± .015
.XXX ± .015	ØXXX ± .010

APPROVALS	DATE
DRAWN	DY
CHECKED	
APPROVED	

**ADAM TECH**  
 909 Rahway Avenue, Union, NJ 07083  
 Phone: 908-687-5000 Fax: 908-687-5710

TITLE	SIZE	PART NO.	REV.
.039 [1.00] SINGLE ROW PIN HEADER SMT, GOLD PLATED	X	1PH1RB-XX-U-SMT	-

**SPECIFICATIONS:**

**Material:**  
 Insulator: LCP, rated UL 94V-0  
 Insulator color: Black  
 Contacts: Phosphor Bronze

**Plating:**  
 Gold flash over Nickel underplate overall

**Electrical:**  
 Current rating: 1 Amps max  
 Contact resistance: 20 mohms max  
 Insulation resistance: 1000 Mohms min  
 Dielectric withstanding voltage: 300V AC

**Temperature Rating:**  
 Operating temperature: -40°C to +105°C

**Environmental:**  
 Lead free, RoHS compliant.

**Recommended soldering temp:** 260°C for 5 sec.

