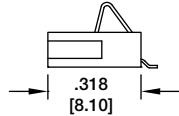
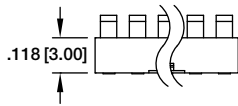


MBC-B
2.5mm RIGHT ANGLE SMT

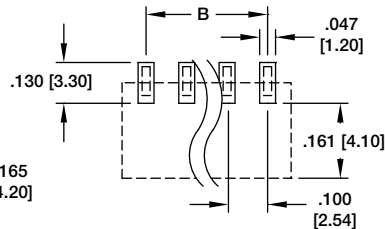
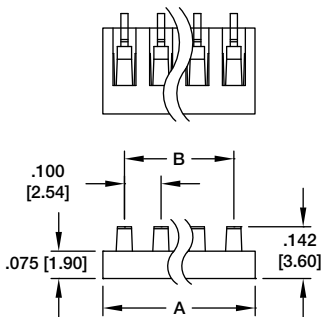


MBC-B-4



Recommended PCB Layout

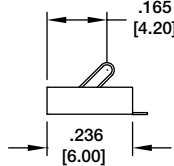
POSITIONS AVAILABLE: 2, 3, 4 & 5
A = .098 [2.50] X NO. OF POSITIONS
B = .098 [2.50] X NO. OF SPACES



MBC-C
2.54mm RIGHT ANGLE SMT

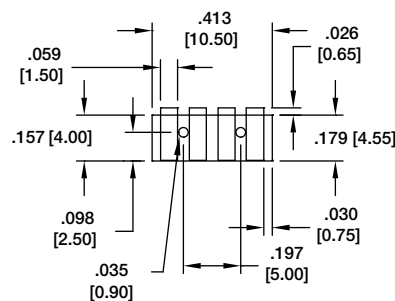
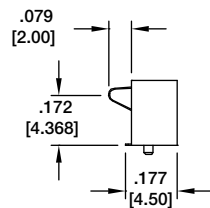
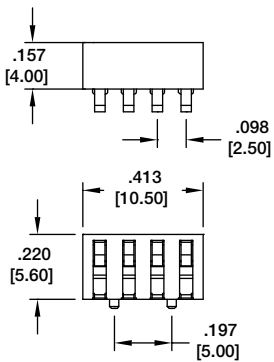


MBC-C-4




Recommended PCB Layout

POSITIONS AVAILABLE: 4 & 6
A = .100 [2.54] X NO. OF POSITIONS
B = .100 [2.54] X NO. OF SPACES

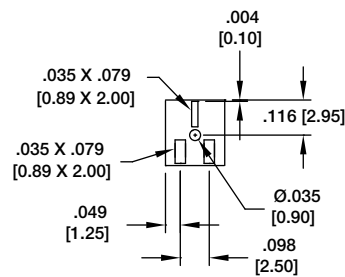
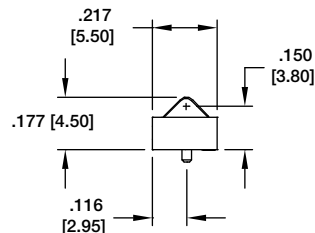
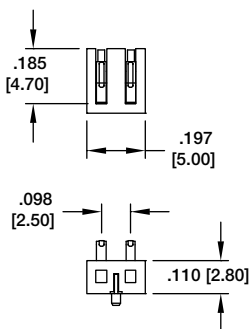


MBC-K-4
2.50mm VERTICAL SMT



MBC-K-4

Recommended PCB Layout



MBC-M-2
2.50mm VERTICAL SMT



MBC-M-2

Recommended PCB Layout