

INTRODUCTION:

Adam Tech 0.8mm and 1.00mm Pin Header and Female Header series is a fine pitch, low profile, dual row, PCB mounted connector set intended for limited space applications or where total weight is a factor. Our specially tooled insulators and contacts maintain consistent high quality through our automated production processes. Each series is available in thru-hole PCB or SMT mounting and plated tin, gold or selective gold as specified.

FEATURES:

0.8mm and 1.0mm versions
Pin Header and Female Header set
Lightweight and Compact
Hi Temp Insulators

MATING OPTIONS:

Mates with all industry standard 0.8mm & 1.0mm pitch headers and female headers

SPECIFICATIONS:

Material:

Standard Hi-Temp insulator: Nylon 6T, rated UL94V-0
Insulator Color: Black
Contacts: Phosphor Bronze

Plating:

U = Gold over nickel underplate
SG = Gold over nickel underplate on contact area, tin over copper underplate on tails.
T = Tin over copper underplate overall.

Electrical:

Operating voltage: 250V AC max.
Current rating: 1 Amp max
Contact resistance: 20 mΩ max. initial
Insulation resistance: 5000 MΩ min.
Dielectric withstanding voltage: 1000V AC for 1 minute

Mechanical:

Mating durability: 500 cycles min.

Temperature Ratings:

Operating temperature: -40°C to +105°C
Max process temp: 230°C for 30 ~ 60 seconds
(260°C for 10 seconds)
Soldering process temperature: 260°C

PACKAGING:

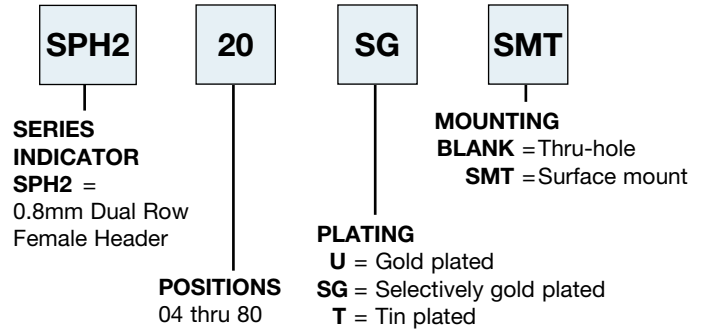
Anti-ESD plastic bags or tubes

APPROVALS AND CERTIFICATIONS:

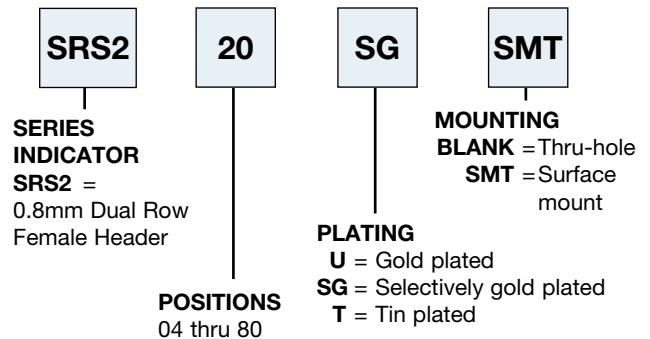
UL Recognized & CSA Certified, File no. E224053



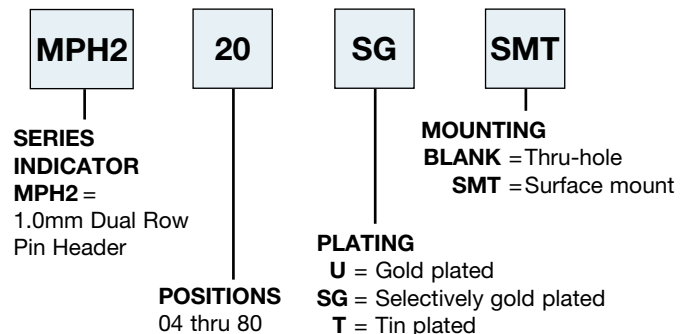
0.8mm MALE ORDERING INFORMATION



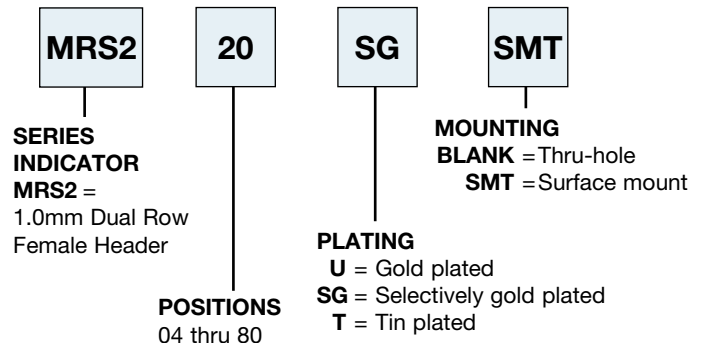
0.8mm FEMALE ORDERING INFORMATION



1.0mm MALE ORDERING INFORMATION



1.0mm FEMALE ORDERING INFORMATION



0.8mm SUB-MICRO HEADERS

<p>SPH2-60-UA</p> <p>0.8mm Male Header SPH2 Series</p> <p>A = .031 [.80] X No of Positions Per Row B = .031 [.80] X No of Spaces Per Row</p>	<p>SRS2-60-UA</p> <p>0.8mm Female Header SRS2 Series</p> <p>A = .031 [.80] X No of Positions Per Row B = .031 [.80] X No of Spaces Per Row</p>
<p>SPH2-60-UA-SMT</p> <p>0.8mm SMT Male Header SPH2 SMT Series</p> <p>A = .031 [.80] X No of Positions Per Row B = .031 [.80] X No of Spaces Per Row C = .031 [.80] X No of Spaces - 1</p> <p>*Also available without peg</p>	<p>SRS2-60-UA-SMT</p> <p>0.8mm SMT Female Header SRS2 SMT Series</p> <p>A = .031 [.80] X No of Positions Per Row B = .031 [.80] X No of Spaces Per Row C = .031 [.80] X No of Spaces - 1</p> <p>*Also available without peg</p>

1.0mm MICRO HEADERS

<p>MPH2-60-UA</p> <p>1.0mm Male Header MPH2 Series</p> <p>A = .039 [1.00] X No of Positions Per Row B = .039 [1.00] X No of Spaces Per Row</p>	<p>MRS2-60-UA</p> <p>1.0mm Female Header MRS2 Series</p> <p>A = .039 [1.00] X No of Positions Per Row B = .039 [1.00] X No of Spaces Per Row</p>
<p>MPH2-60-UA-SMT</p> <p>1.0mm SMT Male Header MPH2-SMT Series</p> <p>A = .039 [1.00] X No of Positions Per Row B = .039 [1.00] X No of Spaces Per Row</p>	<p>MRS2-60-UA-SMT</p> <p>1.0mm SMT Female Header MRS2-SMT Series</p> <p>A = .039 [1.00] X No of Positions Per Row B = .039 [1.00] X No of Spaces Per Row</p>