

INTRODUCTION:

Adam Tech Mini DIN Power Jack and Plug system is specifically designed to incorporate power and signal transmissions in the same small low-profile package. This combination eliminates the need of separate power and signal components on the PC Board. In addition to component savings, labor is reduced and aesthetic value is increased by the reduction of additional cables. This system features three or four contact versions and a quick-lock mating system.

FEATURES:

Combination signal and power
Small, compact light weight design
3P & 4P available
Shielded versions available

MATING OPTIONS:

Mates with all industry standard combination power jacks.

SPECIFICATIONS:

Material:

Standard insulator: PBT glass filled, rated UL94V-0
Optional Hi-Temp insulator: Nylon 6T, rated UL94V-0
Insulator Color: Black standard, custom colors available
Contacts: Phosphor Bronze
Plastic Shell: PVC
Shield: Copper Alloy, Tin Plated

Contact Plating:

Silver over Nickel underplate overall

Electrical:

Operating voltage: 30V DC max.
Current rating: Power contact: 7 Amps max.
Signal contacts: 1 Amp max.
Contact resistance: 20 mΩ max. initial
Insulation resistance: 250 MΩ min.
Dielectric withstanding voltage: 500V AC for 1 minute

Mechanical:

Insertion force: 1.8 lbs max.
Withdrawal force: 0.22 lbs min

Temperature Rating:

Operating temperature: -25°C to +70°C
Soldering process temperature:
Standard insulator: 235°C
Hi-Temp insulator: 260°C

PACKAGING:


Anti-ESD plastic trays

APPROVALS AND CERTIFICATIONS:

UL Recognized & CSA Certified, File no. E224053



MPJ-3P

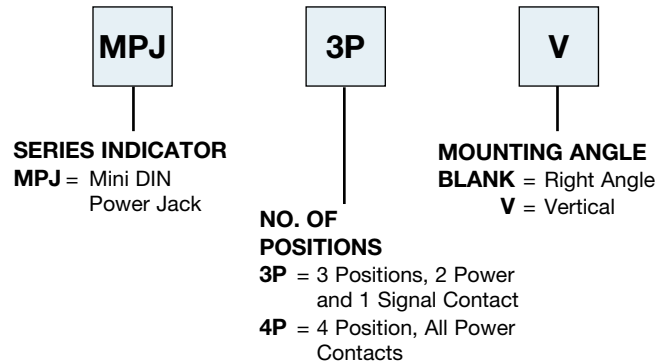


MPJ-4P

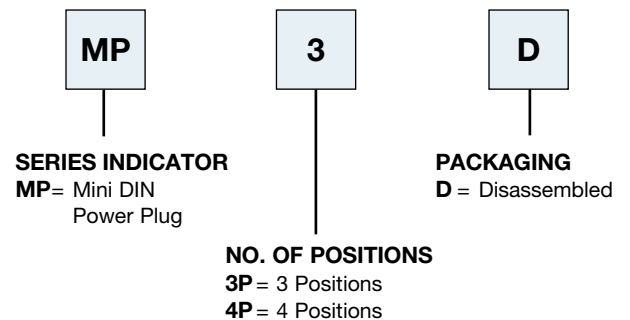


MPJ-4P-S

ORDERING INFORMATION POWER JACK



POWER PLUG



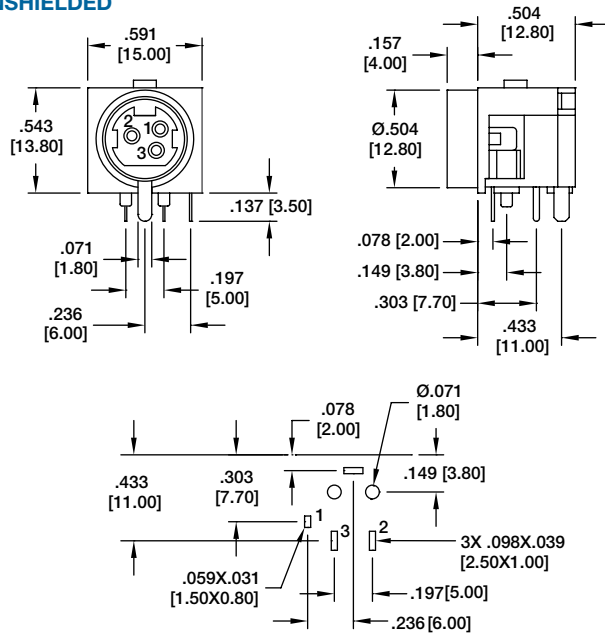
OPTIONS:

Add designator(s) to end of part number

S = Shielded

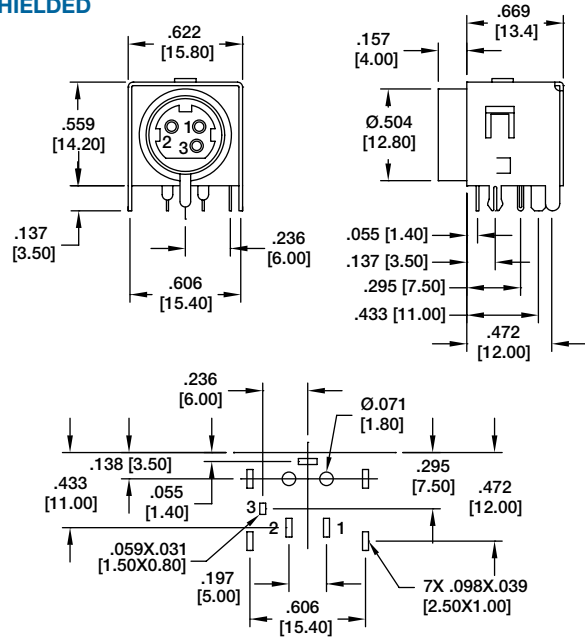
HT = Hi-Temp insulator for Hi-Temp soldering processes up to 260°C

MPJ-3P UNSHIELDED



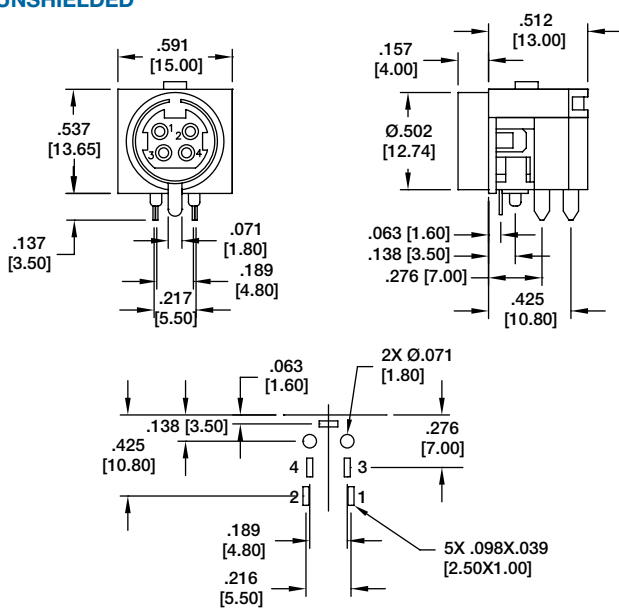
Recommended PCB Layout (Top View)

MPJ-3P-S SHIELDED



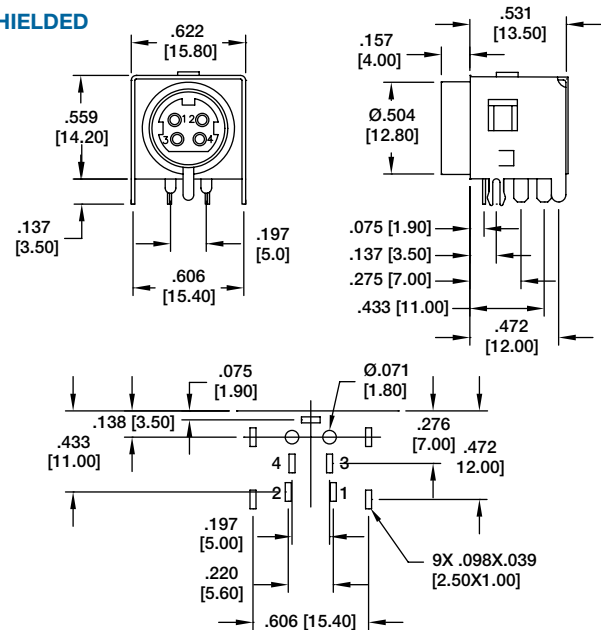
Recommended PCB Layout (Top View)

MPJ-4P UNSHIELDED



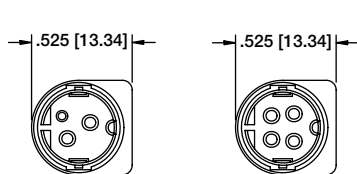
Recommended PCB Layout (Top View)

MPJ-4P-S SHIELDED

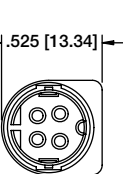


Recommended PCB Layout (Top View)

MP SERIES POWER PLUG



MP-3P-D



MP-4P-D

