
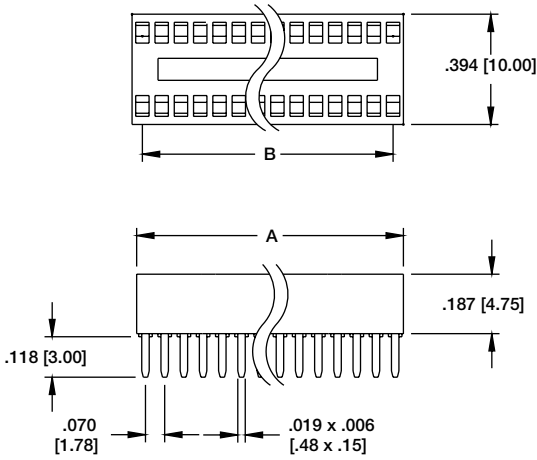
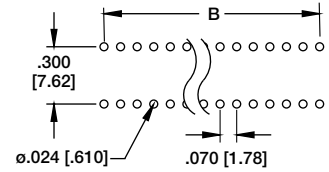
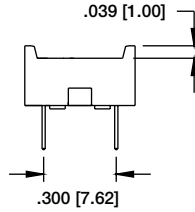


ISD SERIES

**.300" ROW CENTERLINE
SHRINK DIP SOCKETS
POSITIONS: 24, 28, 30**



ISD-320-T


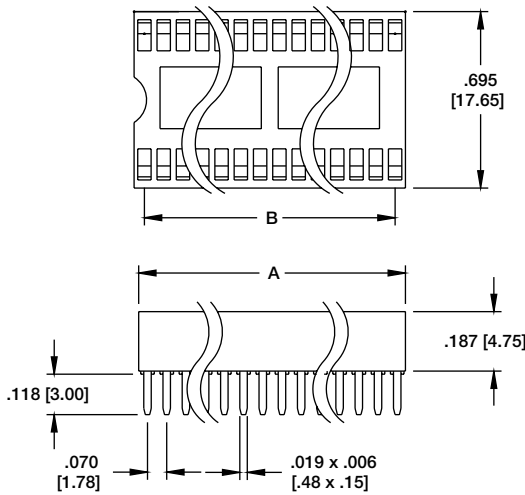


A = .070 [1.78] X No. of Positions Per Row
B = .070 [1.78] X No. of Spaces

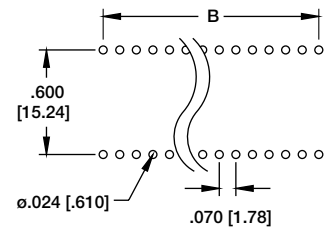
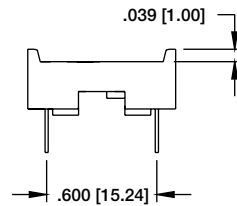
Recommended PCB Layout

ISD SERIES

**.600" ROW CENTERLINE
SHRINK DIP SOCKETS
POSITIONS: 40, 42**



ISD-642-T

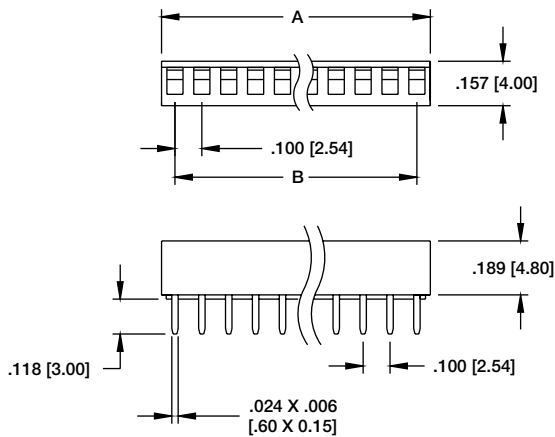


A = .070 [1.78] X No. of Positions Per Row
B = .070 [1.78] X No. of Spaces

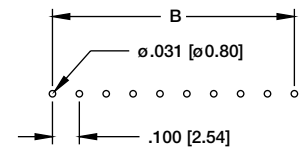
Recommended PCB Layout

SIS SERIES

**.100" SINGLE ROW
POSITIONS: 2P-20P**



SIS-12-T



A = .100 [2.54] X No. of Positions
B = .100 [2.54] X No. of Spaces

Recommended PCB Layout