

INTRODUCTION:

Adam Tech BH and BS series Battery Holders, Mobile Battery Connectors and Battery Snaps are designed to contain batteries in electronic equipment. This series includes battery holders and coin cell holders for AAA, AA, C, D, 9V and lithium coin cells. Adam Tech produces this series in a variety of terminations such as thru-hole PCB leads, SMT leads, wire leads and solder lugs. Custom lead lengths on wired configurations are also available. Our superior retention holders are molded of UL94-VO or UL94-HB material with spring steel contacts and perform extremely well under normal or adverse environment conditions.

BATTERY HOLDER SPECIFICATIONS:

Material:

Insulator: Impact resistant Polypropylene, rated UL94-HB
 9V Holder, ABS, Glass filled rated UL94-HB
 Insulator Color: Black
 Spring: Spring Steel, Nickel plated
 Contacts: Spring steel, Nickel plated
 Snap terminals: Brass, Nickel plated
 Wire: 26 Awg, PVC

Electrical:

Operating voltage: 1.5V to 9V DC max.

Temperature Rating:

Operating temperature: -55°C to +85°C

BATTERY SNAPS SPECIFICATIONS:

Material:

Soft PVC or rigid PP or PE
 Snap terminals: Brass, nickel plated
 Wire: 26 Awg stranded, UL1007, PVC insulation

Electrical:

Operating voltage: 9V max.

Temperature Rating:

Operating temperature: -55°C to +85°C

COIN CELL HOLDER & MOBILE BATTERY CONNECTOR SPECIFICATIONS:

Material:

Thru-hole: PBT Thermoplastic rated UL-94-VO
 SMT: Hi-Temp Thermoplastic rated UL-94-VO

Electrical:


Operating voltage: 9V max.

Temperature Rating:

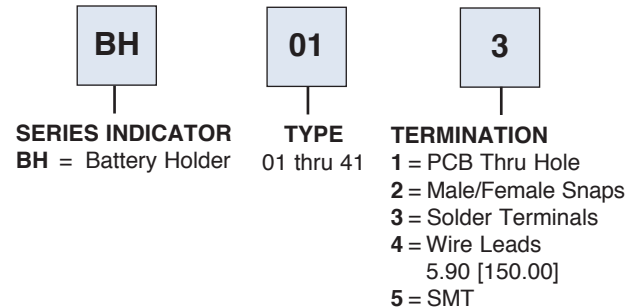
Operating temperature: -55°C to +85°C

SAFETY AGENCY APPROVALS:

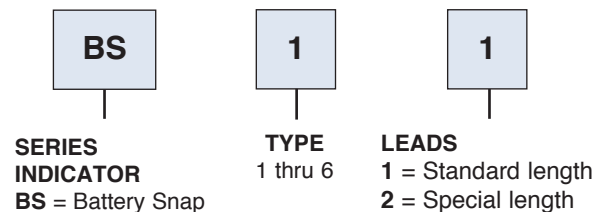
Manufactured with UL Recognized and CSA Certified Materials



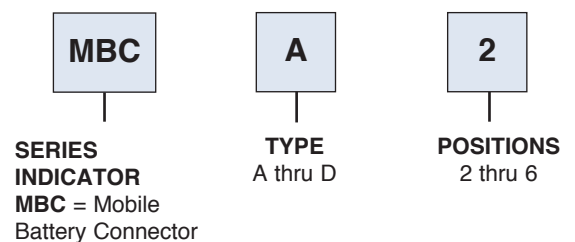
ORDERING INFORMATION BATTERY HOLDER














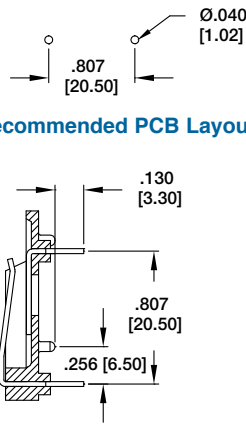
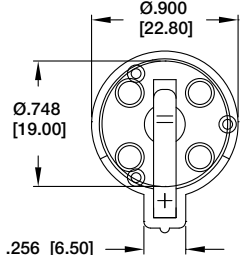

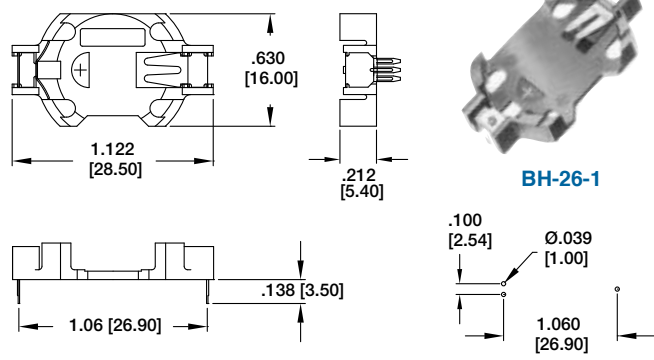
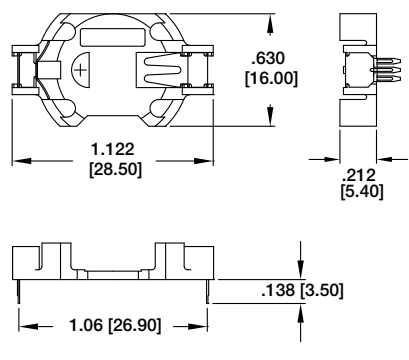

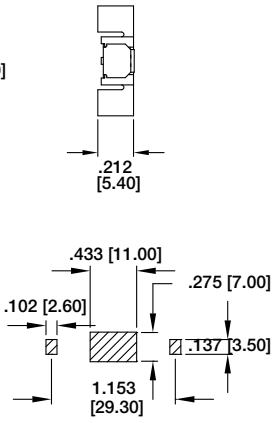
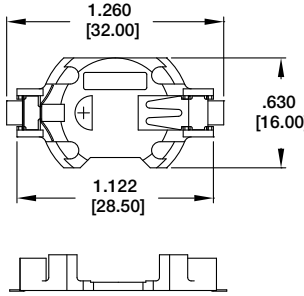

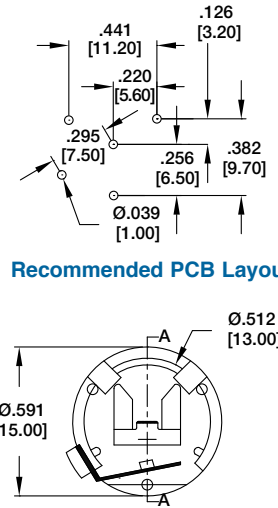
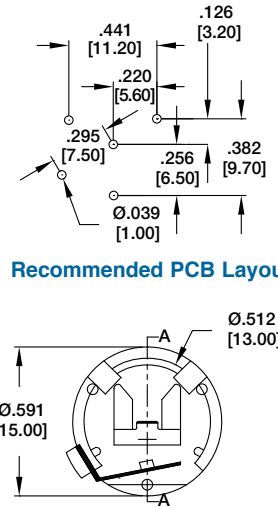

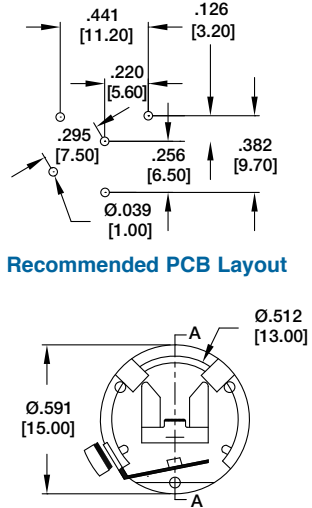
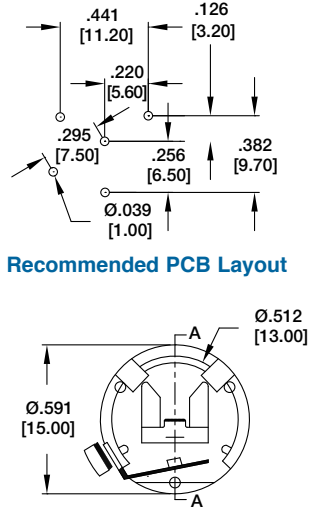

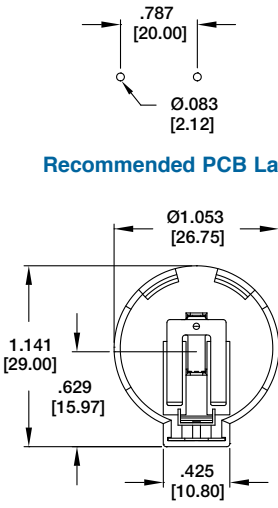
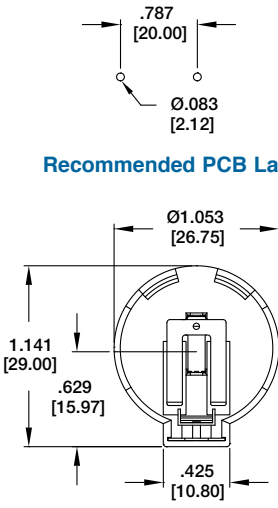
BATTERY SNAPS

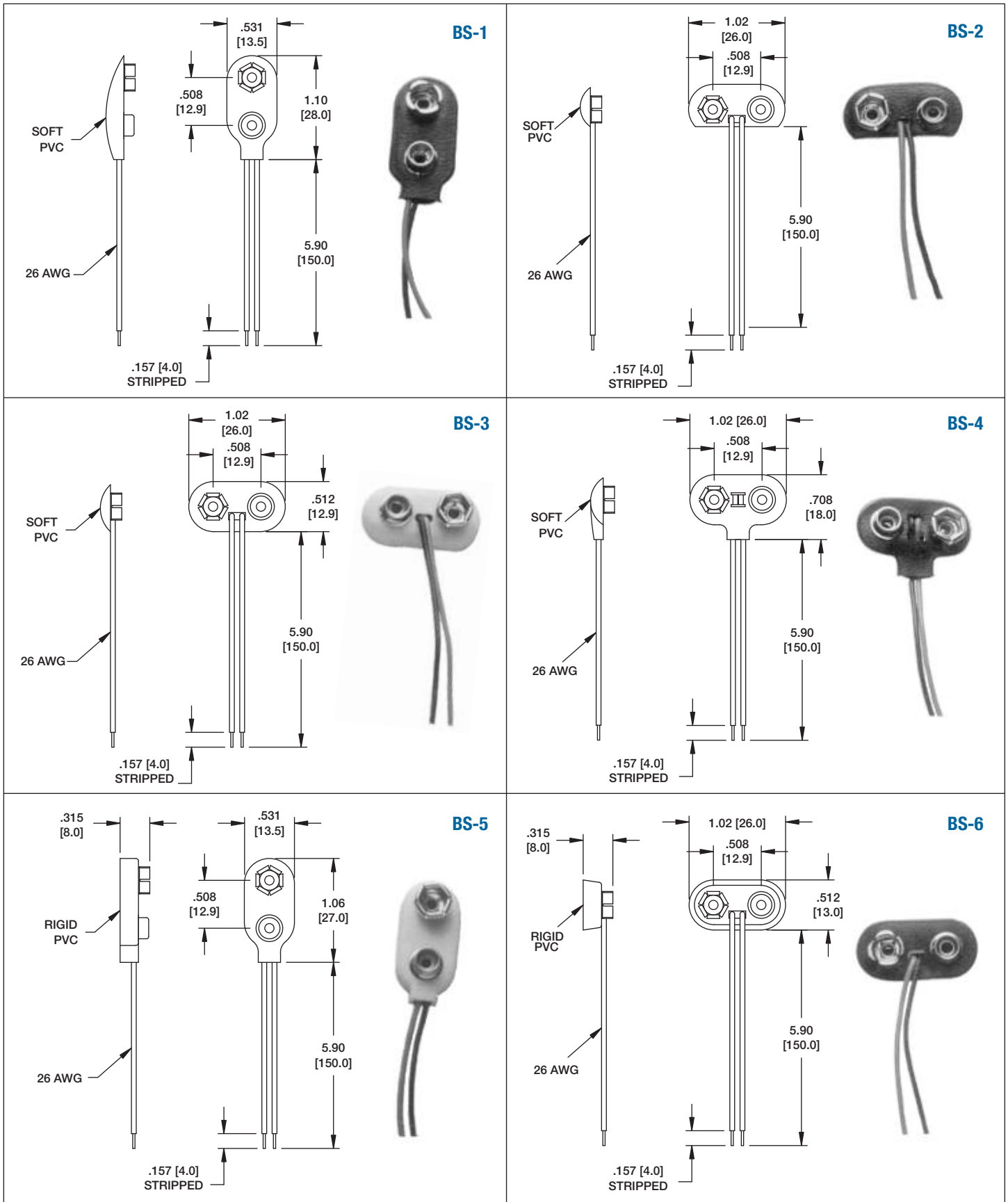


MOBILE BATTERY CONNECTOR



<p>BH-01-3</p>  <p>BH-01 1 CELL "AA"</p> <p>Length: 2.25" Height: .580" Width: .650"</p>	<p>BH-13-3</p>  <p>BH-13 2 CELL "C"</p> <p>Length: 2.41" Width: .900" Height: 2.21"</p>
<p>BH-03-3</p>  <p>BH-03 2 CELL "AA"</p> <p>Length: 2.26" Height: .590" Width: 1.23"</p>	<p>BH-14-3</p>  <p>BH-14 4 CELL "C"</p> <p>Length: 4.30" Height: 1.01" Width: 2.10"</p>
<p>BH-05-3</p>  <p>BH-05 4 CELL "AA"</p> <p>Length: 2.28" Height: 1.10" Width: 1.22"</p>	<p>BH-21-3</p>  <p>BH-21 6 CELL "D"</p> <p>Length: 2.68" Height: 1.13" Width: 2.85"</p>
<p>BH-08-3</p>  <p>BH-08 8 CELL "AA"</p> <p>Length: 4.24" Height: 1.22" Width: 1.10"</p>	<p>BH-22-3</p>  <p>BH-22 8 CELL "D"</p> <p>Length: 5.15" Height: 2.58" Width: 2.78"</p>
<p>BH-10-3</p>  <p>BH-10 2 CELL "AAA"</p> <p>Length: 2.06" Height: .500" Width: .970"</p>	<p>BH-24-3</p>  <p>BH-24 "9 VOLT"</p> <p>Length: 2.13" Height: .820" Width: 1.19"</p>

 <p>BH-25-1 COIN CELL BATTERY HOLDER</p>  <p>Recommended PCB Layout</p>  <p>Dimensions: $\text{Ø}0.900$ [22.80], $\text{Ø}0.748$ [19.00], $.256$ [6.50], $.807$ [20.50], $\text{Ø}0.040$ [1.02], $.130$ [3.30], $.256$ [6.50]</p>	 <p>BH-26-1 COIN CELL BATTERY HOLDER</p>  <p>Recommended PCB Layout</p>  <p>Dimensions: $.630$ [16.00], 1.122 [28.50], $.212$ [5.40], 1.06 [26.90], $.138$ [3.50], $.100$ [2.54], $\text{Ø}0.039$ [1.00], 1.060 [26.90]</p>
 <p>BH-27-5 COIN CELL BATTERY HOLDER</p>  <p>Recommended PCB Layout</p>  <p>Dimensions: 1.260 [32.00], $.630$ [16.00], 1.122 [28.50], $.212$ [5.40], $.433$ [11.00], $.275$ [7.00], $.102$ [2.60], $.137$ [3.50], 1.153 [29.30]</p>	 <p>BH-41A-5 COIN CELL BATTERY HOLDER</p>  <p>Recommended PCB Layout</p>  <p>Dimensions: $.441$ [11.20], $.126$ [3.20], $.220$ [5.60], $.295$ [7.50], $.256$ [6.50], $.382$ [9.70], $\text{Ø}0.039$ [1.00], $\text{Ø}0.512$ [13.00], $\text{Ø}0.591$ [15.00], $.213$ [5.40], $.173$ [4.40]</p>
 <p>BH-41B-1 COIN CELL BATTERY HOLDER</p>  <p>Recommended PCB Layout</p>  <p>Dimensions: $.441$ [11.20], $.126$ [3.20], $.220$ [5.60], $.295$ [7.50], $.256$ [6.50], $.382$ [9.70], $\text{Ø}0.039$ [1.00], $\text{Ø}0.512$ [13.00], $\text{Ø}0.591$ [15.00], $.315$ [8.00], $.276$ [7.00]</p>	 <p>BH-32-1 COIN CELL BATTERY HOLDER</p>  <p>Recommended PCB Layout</p>  <p>Dimensions: $.787$ [20.00], $\text{Ø}0.083$ [2.12], $\text{Ø}1.053$ [26.75], 1.141 [29.00], $.629$ [15.97], $.425$ [10.80], $.787$ [20.00], $.374$ [9.50]</p>



	<p>Recommended PCB Layout</p>	<p>MBC-A 2.0mm RIGHT ANGLE SMT</p> <p>MBC-A-3</p>
	<p>Recommended PCB Layout</p> <p>POSITIONS AVAILABLE: 2, 3, 4 & 5 A = .098 [2.50] X NO. OF POSITIONS B = .098 [2.50] X NO. OF SPACES</p>	<p>MBC-B 2.5mm RIGHT ANGLE SMT</p> <p>MBC-B-4</p>
	<p>Recommended PCB Layout</p> <p>POSITIONS AVAILABLE: 4 & 6 A = .100 [2.54] X NO. OF POSITIONS B = .100 [2.54] X NO. OF SPACES</p>	<p>MBC-C 2.54mm RIGHT ANGLE SMT</p> <p>MBC-C-4</p>
	<p>Recommended PCB Layout</p> <p>POSITIONS AVAILABLE: 3 & 4 A = .118 [3.00] X NO. OF SPACES + .086 [2.20] B = .118 [3.00] X NO. OF SPACES</p>	<p>MBC-D 3.0mm VERTICAL SMT</p> <p>MBC-D-3</p>