

**INTRODUCTION:**

Adam Tech ICM Series Machine Pin Sockets and Terminal Strips offer a full range of exceptional quality, high reliability DIP and SIP package Sockets and Terminal Strips. Our sockets feature solid, precision turned sleeves with a closed bottom design to eliminate flux intrusion and solder wicking during soldering. Adam Tech's stamped spring copper insert provides an excellent connection and allows repeated insertion and withdrawals. Plating options include choice of gold, tin or selective gold plating. Our insulators are molded of UL94V-0 thermoplastic and both Sockets and Terminal Strips are XY stackable.

**FEATURES:**

- High Pressure Contacts
- Precision Stamped Internal Spring Contact
- Anti-Solder Wicking design
- Machine Insertable
- Single or Dual Row
- Low Profile

**MATING COMPONENTS:**

Any industry standard components with SIP or DIP leads

**SPECIFICATIONS:**

**Material:**

Standard insulator: PBT, Glass reinforced, rated UL94V-0  
 Optional Hi-Temp insulator: Nylon 6T, rated UL94V-0  
 Insulator Color: Black  
 Contacts: Phosphor Bronze

**Contact Plating:**

Gold over Nickel underplate and Tin over copper underplate

**Electrical:**

Operating voltage: 250V AC max.  
 Current rating: 1 Amp max.  
 Contact resistance: 30 mΩ max. initial  
 Insulation resistance: 1000 MΩ min.  
 Dielectric withstanding voltage: 500V AC for 1 minute

**Mechanical:**

Insertion force: 400 grams initial max with .025 dia. leads  
 Withdrawal force: 90 grams initial min with .025 dia. leads

**Temperature Rating:**


Operating temperature: -55°C to +85°C  
 Soldering process temperature:  
 Standard insulator: 235°C  
 Hi-Temp insulator: 260°C

**PACKAGING:**

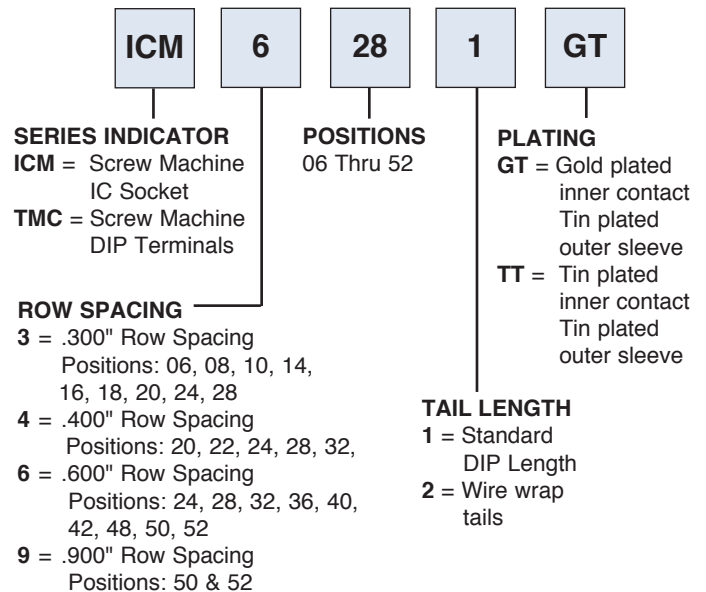
Anti-ESD plastic tubes

**APPROVALS AND CERTIFICATIONS:**

UL Recognized & CSA Certified, File no. E224053

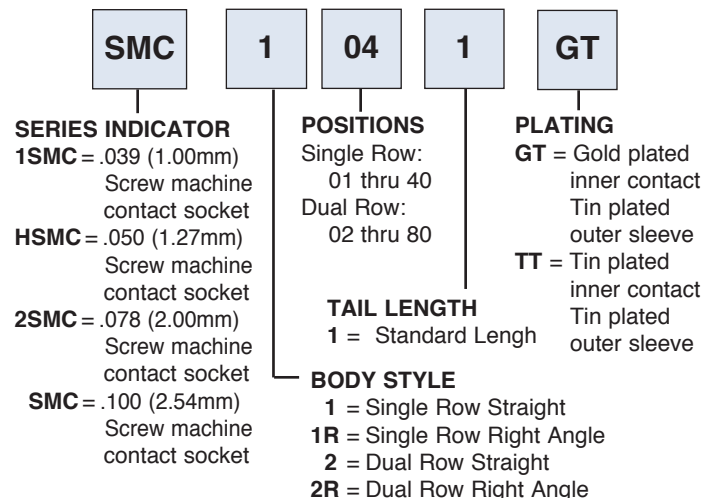


**ORDERING INFORMATION  
OPEN FRAME SCREW MACHINE  
SOCKETS & TERMINALS**



SEE PGS. 190-191

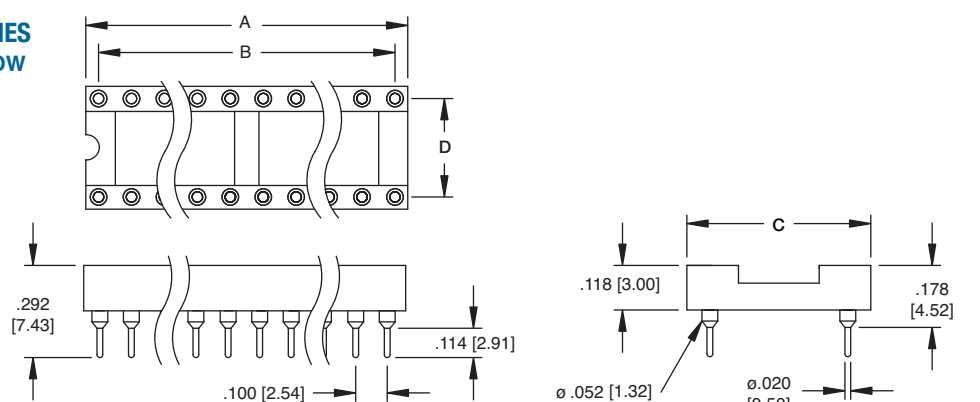
**ORDERING INFORMATION  
SCREW MACHINE SOCKETS**



**OPTIONS: (MCT series on pg. 189-190)**

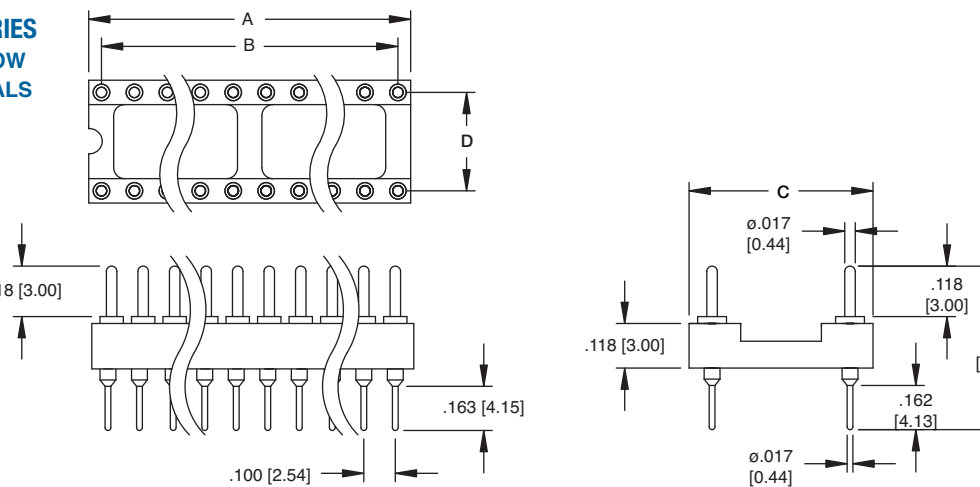
- Add designator(s) to end of part number
- SMT** = Surface mount leads Dual Row
- SMT-A** = Surface mount leads Type A
- SMT-B** = Surface mount leads Type B
- HT** = Hi-Temp insulator for Hi-Temp soldering processes up to 260°C

**ICM SERIES DUAL ROW SOCKET**



**ICM-624-1-GT**

**TMC SERIES DUAL ROW TERMINALS**



**TMC-624-1-GT**

Drawings Pg.190-191 Options Pg.188

## ORDERING INFORMATION SCREW MACHINE TERMINAL STRIPS

**MCT**    **1**    **04**    **1**    **GT**

**SERIES INDICATOR**

- 1MCT**= .039 (1.00mm) Screw machine contact terminal strip
- HMCT**= .050 (1.27mm) Screw machine contact terminal strip
- 2MCT**= .078 (2.00mm) Screw machine contact terminal strip
- MCT**= .100 (2.54mm) Screw machine contact terminal strip

**POSITIONS**

- Single Row: 01 thru 40
- Dual Row: 02 thru 80

**PLATING**

- G** = Gold Flash overall
- T** = 100u" Tin overall

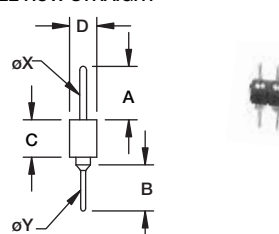

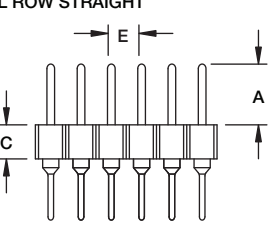

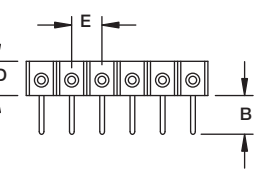

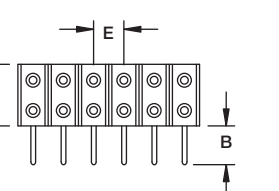

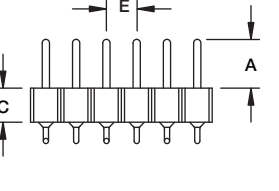

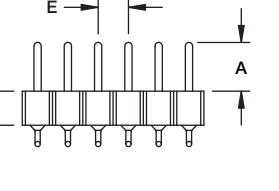

**TAIL LENGTH**

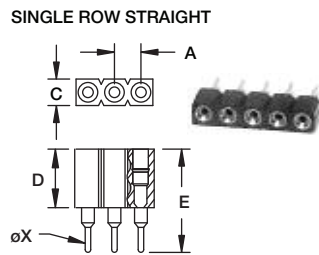
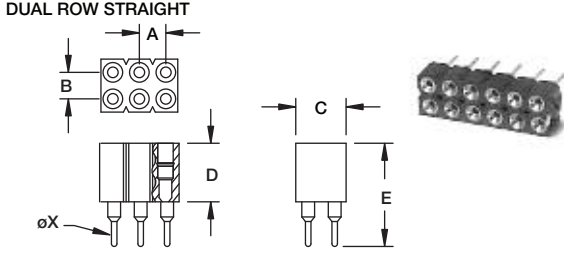
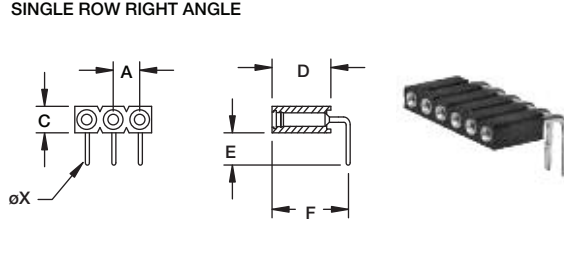
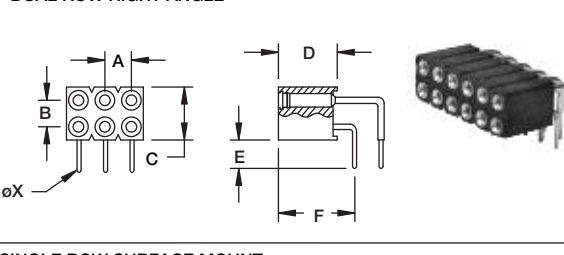
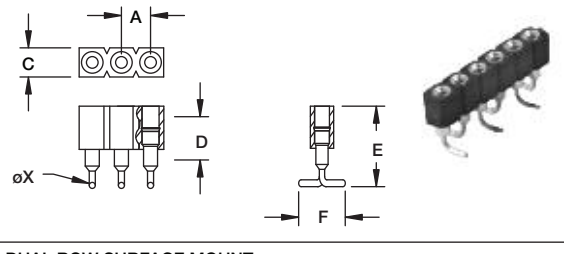
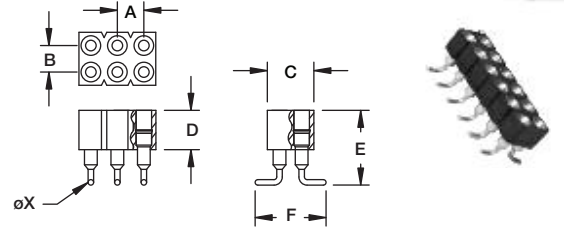
- 1** = Standard Length
- 2** = Special Length, customer specified as tail length/ total length

**BODY STYLE**

- 1** = Single Row Straight
- 1R** = Single Row Right Angle
- 2** = Dual Row Straight
- 2R** = Dual Row Right Angle

POSITION	A		B		C	D ROW SPACING
6	.300 [7.62]	.200 [5.08]			.400 [10.16]	.300 [7.62]
8	.400 [10.16]	.300 [7.62]				
10	.500 [12.70]	.400 [10.16]				
14	.700 [17.78]	.600 [15.24]				
16	.800 [20.32]	.700 [17.78]				
18	.900 [22.86]	.800 [20.32]				
20	1.00 [25.40]	.900 [22.86]				
24	1.20 [30.48]	1.10 [27.94]				
28	1.40 [35.56]	1.30 [33.02]				
20	1.00 [25.40]	.900 [22.86]				
22	1.10 [27.94]	1.00 [25.40]				
24	1.20 [30.48]	1.10 [27.94]	.500 [12.70]			
28	1.40 [35.56]	1.30 [33.02]				
32	1.60 [40.64]	1.50 [38.10]				
24	1.20 [30.48]	1.10 [27.94]				
28	1.40 [35.56]	1.30 [33.02]				
32	1.60 [40.64]	1.50 [38.10]				
36	1.80 [45.72]	1.70 [43.18]				
40	2.00 [50.80]	1.90 [48.26]	.700 [17.78]			
42	2.10 [53.34]	1.90 [48.26]				
48	2.40 [60.96]	2.30 [58.42]				
50	2.50 [63.50]	2.40 [60.96]				
52	2.60 [66.04]	2.50 [63.50]				
50	2.50 [63.50]	2.40 [60.96]	1.00 [25.40]			
52	2.60 [66.04]	2.50 [63.50]		.900 [22.86]		

CONFIGURATIONS	.039 [1.00] Pitch	.050 [1.27] Pitch	.078 [2.00] Pitch	.100 [2.54] Pitch
<b>SINGLE ROW STRAIGHT</b>  	<b>1MCT-1-XX-1-G</b>  A = .095 [2.43] B = .098 [2.50] C = .047 [1.20] D = .086 [2.20] øX = .015 [0.40] øY = .015 [0.40]  POSITIONS: 1 THRU 40	<b>.050 [1.27] Pitch</b> <b>HMCT-1-XX-1-G</b>  A = .118 [3.00] B = .118 [3.00] C = .086 [2.20] D = .086 [2.20] øX = .017 [0.43] øY = .017 [0.43]  POSITIONS: 1 THRU 40	<b>.078 [2.00] Pitch</b> <b>2MCT-1-XX-1-G</b>  A = .141 [3.60] B = .114 [2.90] C = .110 [2.80] D = .086 [2.20] øX = .018 [0.47] øY = .019 [0.50]  POSITIONS: 1 THRU 40	<b>.100 [2.54] Pitch</b> <b>MCT-1-XX-1-G</b>  A = .197 [5.00] B = .118 [3.00] C = .118 [3.00] D = .100 [2.54] øX = .030 [0.76] øY = .029 [0.60]  POSITIONS: 1 THRU 40
	<b>DUAL ROW STRAIGHT</b>  	<b>.050 [1.27] Pitch</b> <b>HMCT-2-XX-1-G</b>  A = .118 [3.00] B = .118 [3.00] C = .078 [2.00] D = .128 [3.25] E = .050 [1.27] øX = .017 [0.43] øY = .017 [0.43]  POSITIONS: 2 THRU 80	<b>.078 [2.00] Pitch</b> <b>2MCT-2-XX-1-G</b>  A = .141 [3.60] B = .114 [2.90] C = .110 [2.80] D = .165 [4.20] E = .078 [2.00] øX = .018 [0.47] øY = .019 [0.50]  POSITIONS: 2 THRU 80	<b>.100 [2.54] Pitch</b> <b>MCT-2-XX-1-G</b>  A = .197 [5.00] B = .118 [3.00] C = .118 [3.00] D = .200 [5.08] E = .100 [2.54] øX = .030 [0.76] øY = .023 [0.60]  POSITIONS: 2 THRU 80
<b>SINGLE ROW RIGHT ANGLE</b>  	<b>.050 [1.27] Pitch</b> <b>HMCT-1R-XX-1-G</b>  A = .118 [3.00] B = .118 [3.00] C = .086 [2.20] D = .086 [2.20] E = .050 [1.27] F = .133 [3.40] øX = .017 [0.43] øY = .017 [0.43]  POSITIONS: 1 THRU 40	<b>.078 [2.00] Pitch</b> <b>2MCT-1R-XX-1-G</b>  A = .141 [3.60] B = .126 [3.20] C = .110 [2.80] D = .086 [2.20] E = .078 [2.00] F = .177 [4.50] øX = .018 [0.47] øY = .019 [0.50]  POSITIONS: 1 THRU 40	<b>.100 [2.54] Pitch</b> <b>MCT-1R-XX-1-G</b>  A = .197 [5.00] B = .126 [3.20] C = .118 [3.00] D = .100 [2.54] E = .100 [2.54] F = .177 [4.50] øX = .030 [0.76] øY = .023 [0.60]  POSITIONS: 1 THRU 40	
	<b>DUAL ROW RIGHT ANGLE</b>  	<b>.050 [1.27] Pitch</b> <b>HMCT-2R-XX-1-G</b>  A = .118 [3.00] B = .118 [3.00] C = .082 [2.10] D = .128 [3.25] E = .050 [1.27] F = .122 [3.10] øX = .017 [0.43] øY = .017 [0.43]  POSITIONS: 2 THRU 80	<b>.078 [2.00] Pitch</b> <b>2MCT-2R-XX-1-G</b>  A = .141 [3.60] B = .126 [3.20] C = .110 [2.80] D = .165 [4.20] E = .078 [2.00] F = .177 [4.50] øX = .018 [0.47] øY = .019 [0.50]  POSITIONS: 2 THRU 80	<b>.100 [2.54] Pitch</b> <b>MCT-2R-XX-1-G</b>  A = .197 [5.00] B = .126 [3.20] C = .118 [3.00] D = .200 [5.08] E = .100 [2.54] F = .177 [4.50] øX = .030 [0.76] øY = .023 [0.60]  POSITIONS: 2 THRU 80
<b>SINGLE ROW SURFACE MOUNT</b>  	<b>.050 [1.27] Pitch</b> <b>HMCT-1-XX-1-G-SMT</b>  A = .118 [3.00] B = .132 [3.35] C = .078 [2.00] D = .086 [2.20] E = .050 [1.27] G = .182 [4.63] øX = .017 [0.43] øY = .017 [0.43]  POSITIONS: 1 THRU 40	<b>.078 [2.00] Pitch</b> <b>2MCT-1-XX-1-G-SMT</b>  A = .141 [3.60] B = .189 [4.80] C = .110 [2.80] D = .086 [2.20] E = .078 [2.00] G = .173 [4.40] øX = .016 [0.47] øY = .019 [0.50]  POSITIONS: 1 THRU 40	<b>.100 [2.54] Pitch</b> <b>MCT-1-XX-1-G-SMT</b>  A = .197 [5.00] B = .189 [4.80] C = .118 [3.00] D = .100 [2.54] E = .100 [2.54] G = .173 [4.40] øX = .030 [0.76] øY = .023 [0.60]  POSITIONS: 1 THRU 40	
	<b>DUAL ROW SURFACE MOUNT</b>  	<b>.050 [1.27] Pitch</b> <b>HMCT-2-XX-1-G-SMT</b>  A = .118 [3.00] B = .132 [3.35] C = .078 [2.00] D = .128 [3.25] E = .050 [1.27] G = .232 [5.90] øX = .017 [0.43] øY = .017 [0.43]  POSITIONS: 2 THRU 80	<b>.078 [2.00] Pitch</b> <b>2MCT-2-XX-1-G-SMT</b>  A = .141 [3.60] B = .189 [4.80] C = .110 [2.80] D = .165 [4.20] E = .078 [2.00] G = .252 [6.40] øX = .016 [0.47] øY = .019 [0.50]  POSITIONS: 2 THRU 80	<b>.100 [2.54] Pitch</b> <b>MCT-2-XX-1-G-SMT</b>  A = .197 [5.00] B = .189 [4.80] C = .118 [3.00] D = .200 [5.08] E = .100 [2.54] G = .315 [8.00] øX = .030 [0.76] øY = .023 [0.60]  POSITIONS: 2 THRU 80

CONFIGURATIONS	.039 [1.00] Pitch	.050 [1.27] Pitch	.078 [2.00] Pitch	.100 [2.54] Pitch
<b>SINGLE ROW STRAIGHT</b> 	<b>1SMC-1-XX-1-GT</b>  A = .039 [1.00] C = .086 [2.20] D = .098 [2.50] E = .197 [5.00] øX = .015 [0.40]  POSITIONS: 1 THRU 40	<b>.050 [1.27] Pitch</b> <b>HSMC-1-XX-1-GT</b>  A = .050 [1.27] C = .086 [2.20] D = .161 [4.10] E = .252 [6.40] øX = .018 [0.46]  POSITIONS: 1 THRU 40	<b>.078 [2.00] Pitch</b> <b>2SMC-1-XX-1-GT</b>  A = .078 [2.00] C = .086 [2.20] D = .110 [2.80] E = .291 [7.40] øX = .021 [0.53]  POSITIONS: 1 THRU 40	<b>.100 [2.54] Pitch</b> <b>SMC-1-XX-1-GT</b>  A = .100 [2.54] C = .100 [2.54] D = .118 [3.00] E = .292 [7.43] øX = .020 [0.51]  POSITIONS: 1 THRU 40
	<b>DUAL ROW STRAIGHT</b> 	<b>.050 [1.27] Pitch</b> <b>HSMC-2-XX-1-GT</b>  A = .050 [1.27] B = .050 [1.27] C = .128 [3.25] D = .161 [4.10] E = .252 [6.40] øX = .018 [0.46]  POSITIONS: 2 THRU 80	<b>.078 [2.00] Pitch</b> <b>2SMC-2-XX-1-GT</b>  A = .078 [2.00] B = .078 [2.00] C = .165 [4.20] D = .110 [2.80] E = .291 [7.40] øX = .021 [0.53]  POSITIONS: 2 THRU 80	<b>.100 [2.54] Pitch</b> <b>SMC-2-XX-1-GT</b>  A = .100 [2.54] B = .100 [2.54] C = .200 [5.08] D = .118 [3.00] E = .292 [7.43] øX = .020 [0.51]  POSITIONS: 2 THRU 80
<b>SINGLE ROW RIGHT ANGLE</b> 	<b>.050 [1.27] Pitch</b> <b>HSMC-1R-XX-1-GT</b>  A = .050 [1.27] C = .086 [2.20] D = .161 [4.10] E = .118 [3.00] F = .208 [5.30] øX = .018 [0.46]  POSITIONS: 1 THRU 40	<b>.078 [2.00] Pitch</b> <b>2SMC-1R-XX-1-GT</b>  A = .078 [2.00] C = .086 [2.20] D = .110 [2.80] E = .126 [3.20] F = .220 [5.60] øX = .021 [0.53]  POSITIONS: 1 THRU 40	<b>.100 [2.54] Pitch</b> <b>SMC-1R-XX-1-GT</b>  A = .100 [2.54] C = .100 [2.54] D = .118 [3.00] E = .126 [3.20] F = .220 [5.60] øX = .024 [0.62]  POSITIONS: 1 THRU 40	
	<b>DUAL ROW RIGHT ANGLE</b> 	<b>.050 [1.27] Pitch</b> <b>HSMC-2R-XX-1-GT</b>  A = .050 [1.27] B = .050 [1.27] C = .128 [3.25] D = .161 [4.10] E = .118 [3.00] F = .208 [5.30] øX = .018 [0.46]  POSITIONS: 2 THRU 80	<b>.078 [2.00] Pitch</b> <b>2SMC-2R-XX-1-GT</b>  A = .078 [2.00] B = .078 [2.00] C = .165 [4.20] D = .110 [2.80] E = .126 [3.20] F = .220 [5.60] øX = .021 [0.53]  POSITIONS: 2 THRU 80	<b>.100 [2.54] Pitch</b> <b>SMC-2R-XX-1-GT</b>  A = .100 [2.54] B = .100 [2.54] C = .200 [5.08] D = .118 [3.00] E = .126 [3.20] F = .220 [5.60] øX = .024 [0.62]  POSITIONS: 2 THRU 80
<b>SINGLE ROW SURFACE MOUNT</b> 	<b>.050 [1.27] Pitch</b> <b>HSMC-1-XX-1-GT-SMT</b>  A = .050 [1.27] C = .086 [2.20] D = .161 [4.10] E = .204 [5.20] F = .134 [3.40] øX = .018 [0.46]  POSITIONS: 1 THRU 40	<b>.078 [2.00] Pitch</b> <b>2SMC-1-XX-1-GT-SMT</b>  A = .078 [2.00] B = .086 [2.20] D = .110 [2.80] E = .228 [5.80] F = .173 [4.40] øX = .021 [0.53]  POSITIONS: 1 THRU 40	<b>.100 [2.54] Pitch</b> <b>SMC-1-XX-1-GT-SMT</b>  A = .100 [2.54] C = .100 [2.54] D = .118 [3.00] E = .220 [5.60] F = .182 [4.64] øX = .024 [0.62]  POSITIONS: 1 THRU 40	
	<b>DUAL ROW SURFACE MOUNT</b> 	<b>.050 [1.27] Pitch</b> <b>HSMC-2-XX-1-GT-SMT</b>  A = .050 [1.27] B = .050 [1.27] C = .128 [3.25] D = .161 [4.10] E = .204 [5.20] F = .193 [4.90] øX = .018 [0.46]  POSITIONS: 2 THRU 80	<b>.078 [2.00] Pitch</b> <b>2SMC-2-XX-1-GT-SMT</b>  A = .078 [2.00] B = .078 [2.00] C = .165 [4.20] D = .110 [2.80] E = .228 [5.80] F = .252 [6.40] øX = .021 [0.53]  POSITIONS: 2 THRU 80	<b>.100 [2.54] Pitch</b> <b>SMC-2-XX-1-GT-SMT</b>  A = .100 [2.54] B = .100 [2.54] C = .200 [5.08] D = .118 [3.00] E = .220 [5.60] F = .282 [7.18] øX = .024 [0.62]  POSITIONS: 2 THRU 80