

INTRODUCTION:

Adam Tech PLCC Series Sockets are designed to convert plastic leaded chips to a thru-hole PCB format on a .100" centerline grid. They conform to JEDEC MS 016 and MS 018 pin count standards. Adam Tech's superior precision stamped contact design provides consistent, high retention contacts for all size chips. Chip exchanges or replacements are easily made with Adam Tech's chip remover part no. PLCC-EXT.

FEATURES:

- Full range of sizes from 20P ~ 100P
- Consistent, uniform high retention contacts
- Compatible with wide range of chip sizes
- No solder wicking design
- Hi Temp PPS insulator version available

MATING PLASTIC LEADED CHIPS:

All EIA / JEDEC plastic leaded chips

SPECIFICATIONS:

Material:

Standard Insulator: PBT, Glass reinforced, rated UL94V-0
Optional Hi-Temp insulator: PPS
Insulator Color: Black (Brown for PPS)
Contacts: Phosphor Bronze

Contact Plating:

Tin over copper underplate overall

Electrical:

Operating voltage: 250V AC max.
Current rating: 1 Amp max.
Contact resistance: 30 mΩ max. initial
Insulation resistance: 1000 MΩ min.
Dielectric withstanding voltage: 500V AC for 1 minute

Mechanical:

Insertion force: 6.35 oz max.
Withdrawal force: 1.0 oz min

Temperature Rating:

Operating temperature: -20°C to +85°C
Soldering process temperature:
Standard insulator: 235°C
Hi-Temp insulator: 260°C

PACKAGING:

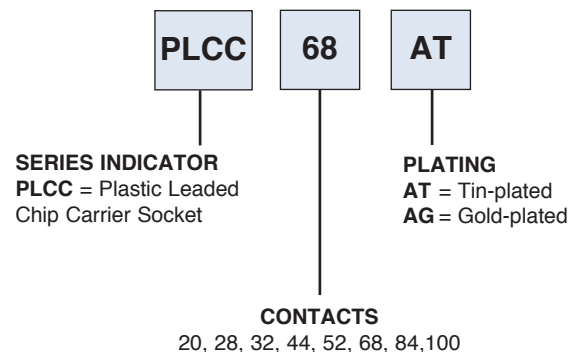
Anti-ESD plastic tubes

APPROVALS AND CERTIFICATIONS:

UL Recognized & CSA Certified, File no. E224053



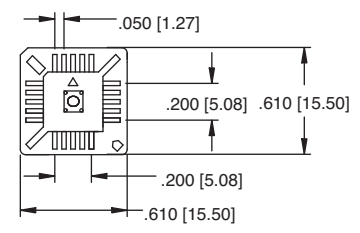
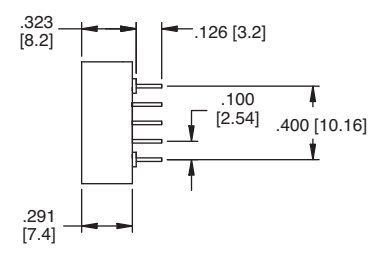
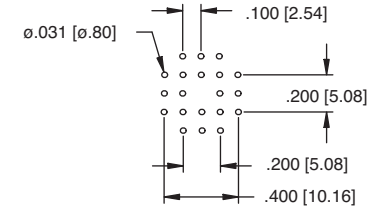
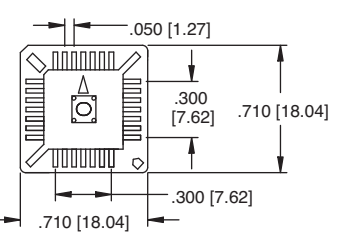
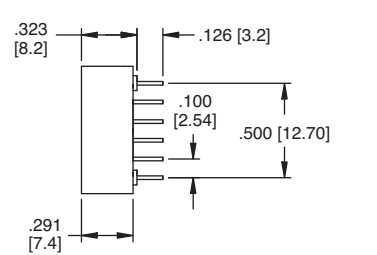
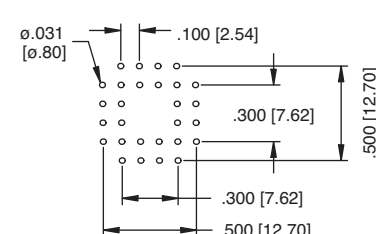
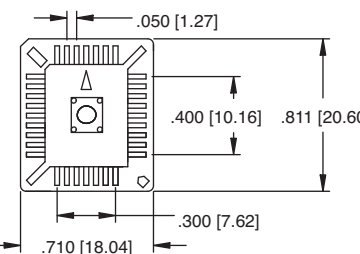
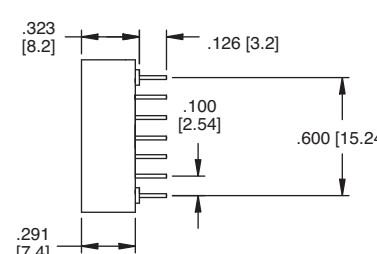
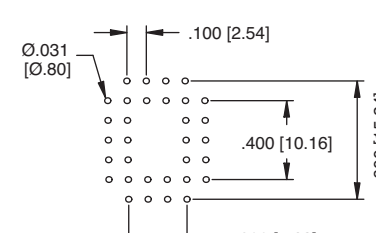
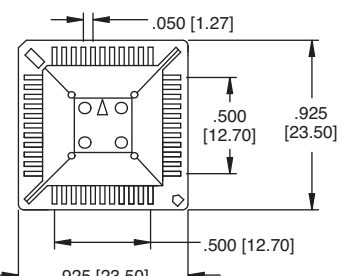
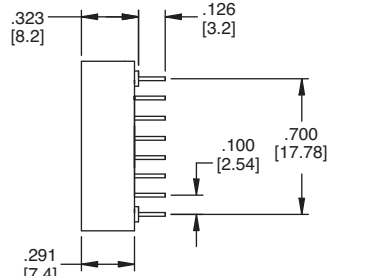
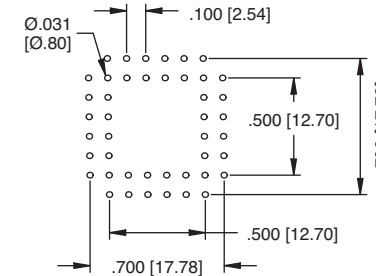
ORDERING INFORMATION



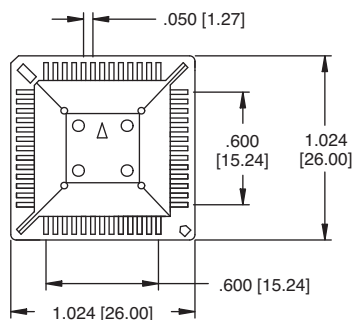
OPTIONS:

Add designator(s) to end of part number
HT = Hi-Temp Polyphenylene Sulfide (PPS) Insulator
Material for hi-temp soldering process up to 260°C

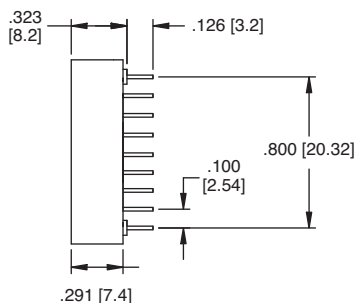


<p>PLCC-20-AT</p> 	<p>20 Position Socket</p> 	<p>20 Position Socket</p>  <p>Recommended PCB Layout</p>
<p>PLCC-28-AT</p> 	<p>28 Position Socket</p> 	<p>28 Position Socket</p>  <p>Recommended PCB Layout</p>
<p>PLCC-32-AT</p> 	<p>32 Position Socket</p> 	<p>32 Position Socket</p>  <p>Recommended PCB Layout</p>
<p>PLCC-44-AT</p> 	<p>44 Position Socket</p> 	<p>44 Position Socket</p>  <p>Recommended PCB Layout</p>

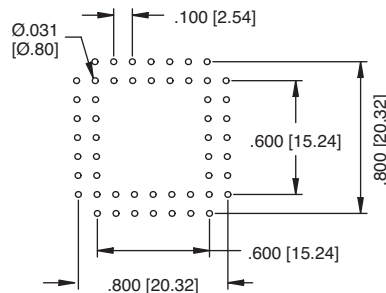
PLCC-52-AT



52 Position Socket

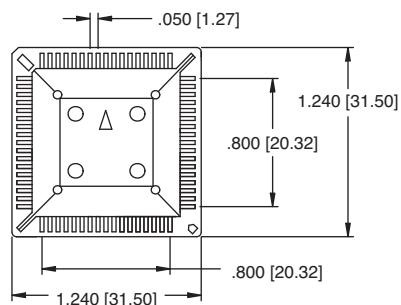


52 Position Socket

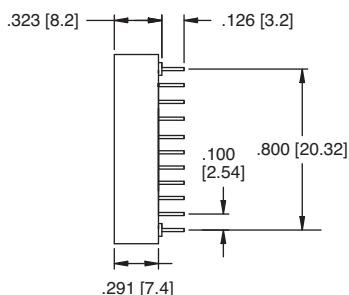


Recommended PCB Layout

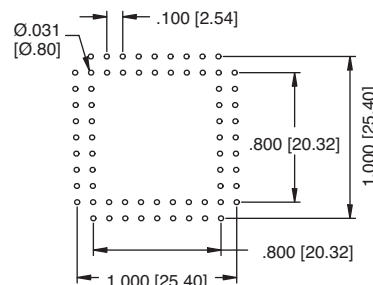
PLCC-68-AT



68 Position Socket

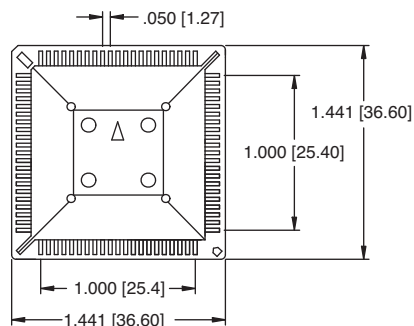


68 Position Socket

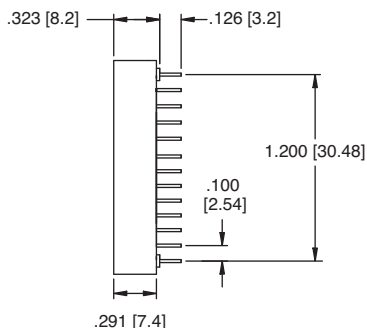


Recommended PCB Layout

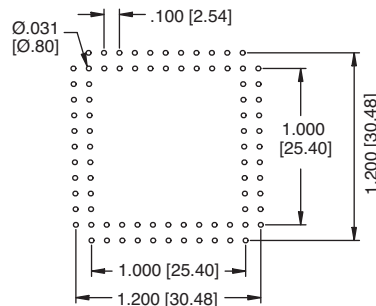
PLCC-84-AT



84 Position Socket



84 Position Socket



Recommended PCB Layout

INTRODUCTION:

Adam Tech ICS Series IC Sockets are a low profile design available in single or dual row on .100" centerline pin spacing with .300" or .600" row spacing. Our ISD Series are fine pitched sockets on .070" centerlines with .300" or .600" row spacing. All Adam Tech sockets are manufactured with our exclusive single beam dual wipe contact design which produces a high pressure wiping action for superior connectivity. In addition to an internal contact stop which prevents over stressing of the contact, each has a wide lead in to eliminate mis-mating and a closed bottom anti-solder wicking design.

FEATURES:

- High Pressure Contacts
- Single Beam, Dual Wipe Contacts
- Anti-Solder Wicking design
- Machine Insertable
- Single or Dual Row
- Low Profile

MATING COMPONENTS:

All industry standard components with SIP or DIP leads

SPECIFICATIONS:

Material:

Standard insulator: PBT, Glass reinforced, rated UL94V-0
 Optional Hi-Temp insulator: Nylon 6T, rated UL94V-0
 Insulator Color: Black
 Contacts: Phosphor Bronze

Contact Plating:

Tin over copper underplate overall

Electrical:

Operating voltage: 250V AC max.
 Current rating: 1 Amp max.
 Contact resistance: 20 mΩ max. initial
 Insulation resistance: 5000 MΩ min.
 Dielectric withstanding voltage: 1000V AC for 1 minute

Mechanical:

Insertion force: 11.5 oz max with .024" X .006" leads
 Withdrawal force: 0.85 oz min with .024" X .006" leads

Temperature Rating:


Operating temperature: -55°C to +85°C
 Soldering process temperature:
 Standard insulator: 235°C
 Hi-Temp insulator: 260°C

PACKAGING:

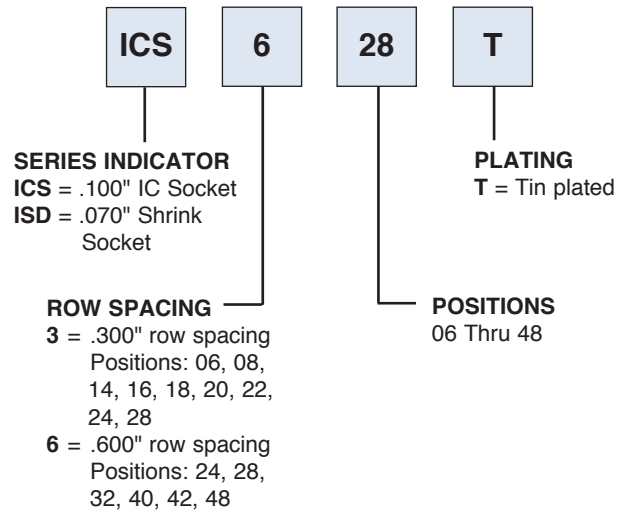
Anti-ESD plastic tubes

SAFETY AGENCY APPROVALS:

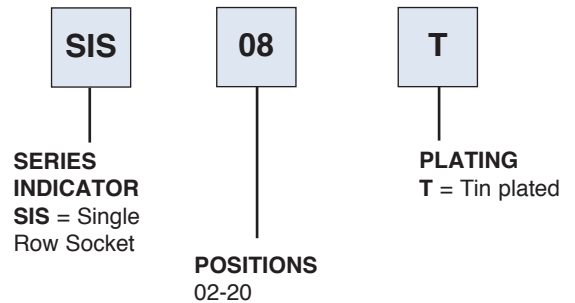
UL Recognized & CSA Certified, File no. E224053



**ORDERING INFORMATION
IC SOCKETS**



**ORDERING INFORMATION
SINGLE ROW SOCKETS**



OPTIONS:

Add designator(s) to end of part number
OF = Open Frame without center bar
HT = Hi-Temp insulator for Hi-Temp soldering processes up to 260°C