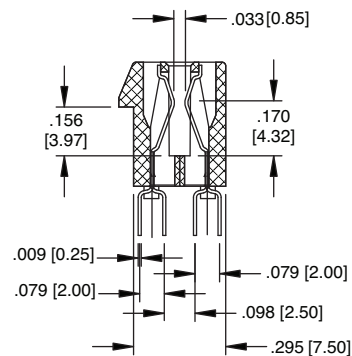


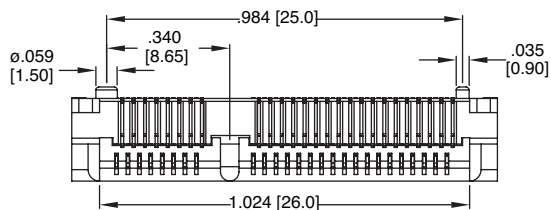
**PCI EXPRESS  
THRU HOLE PCB MOUNT**

**PCIE-98-1**



PART NO. & POSITIONS	DIMENSIONS			
	A	B	C	D
PCIE-36-1	.984 [25.00]	.301 [7.65]	.236 [6.00]	.321 [8.15]
PCIE-64-1	1.535 [39.00]	.852 [21.65]	.787 [20.00]	.872 [22.15]
PCIE-98-1	2.205 [56.00]	1.522 [38.65]	1.457 [37.00]	1.541 [39.15]
PCIE-164-1	3.504 [89.00]	2.821 [71.65]	2.756 [70.00]	2.840 [72.15]

\* Available in Straddle Mount

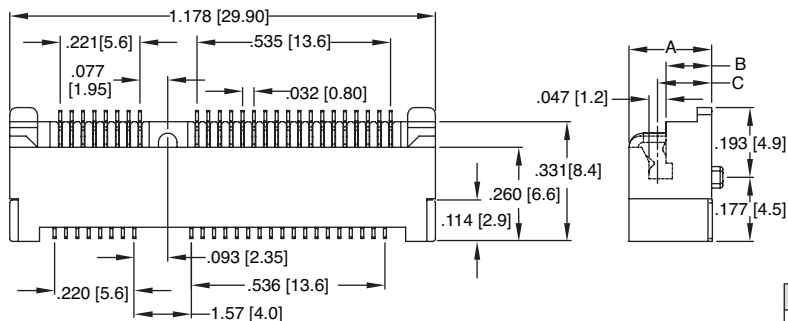


**MINI PCI EXPRESS**



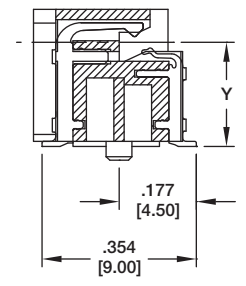
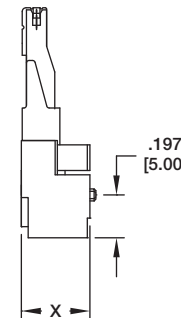
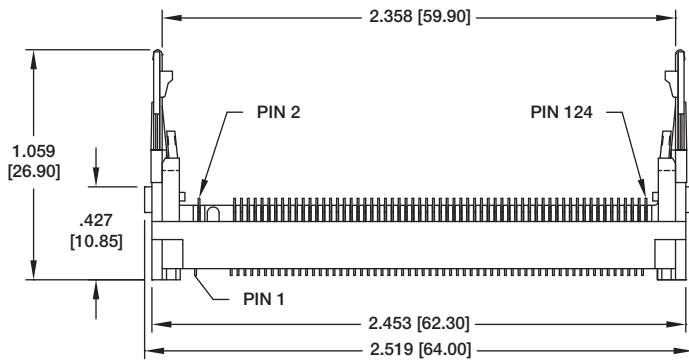
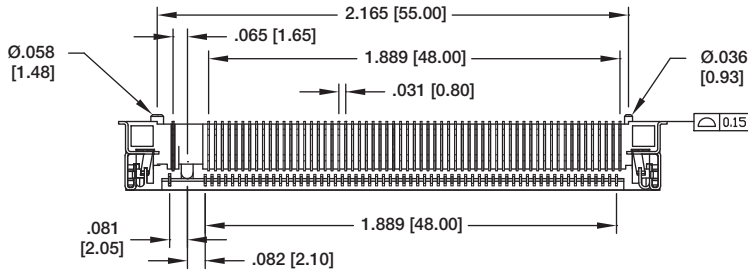
**MPE-52-R-SMT-3.8**

**MPE-52-R-SMT-9.0**



PART NUMBER	DIM A	DIM B	DIM C
MPE-52-R-SMT-2.0-TR	4.0	1.4	2.00
MPE-52-R-SMT-3.2-TR	5.2	2.6	3.20
MPE-52-R-SMT-3.8-TR	5.6	3.2	3.80
MPE-52-R-SMT-3.8A-TR	5.8	3.2	3.80
MPE-52-R-SMT-4.95-TR	6.7	4.35	4.95
MPE-52-R-SMT-6.25-TR	8.0	5.65	6.25
MPE-52-R-SMT-7.0-TR	9.0	6.4	7.0
MPE-52-R-SMT-9.0-TR	9.9	7.4	8.0

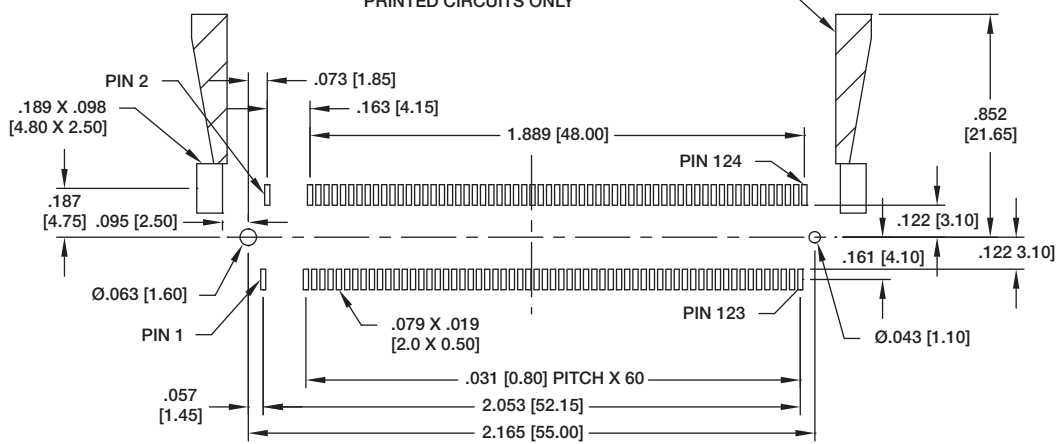
**MINI PCI**  
**SURFACE MOUNT**



STANDOFF HEIGHT

(SEE CHART)

LEVER MOVEMENT AREA  
DO NOT MOUNT COMPONENTS IN THIS AREA  
PRINTED CIRCUITS ONLY



**Recommended PCB Layout**

PART NO	DIMENSIONS	
	X	Y
MPCI-124-1-SMT	.315 [8.00]	.239 [6.08]
MPCI-124-2-SMT	.362 [9.20]	.287 [7.30]
MPCI-124-3-SMT	.610 [15.50]	.545 [13.85]