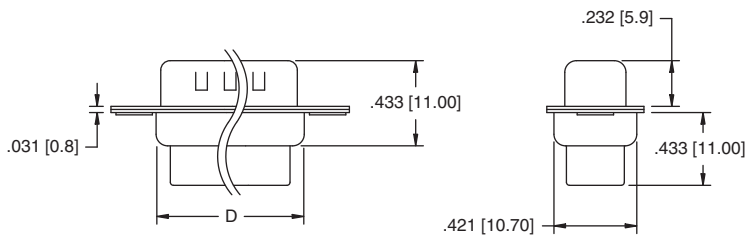
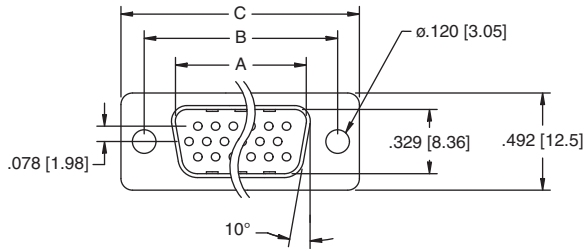
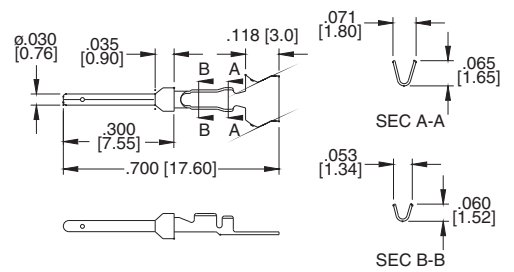


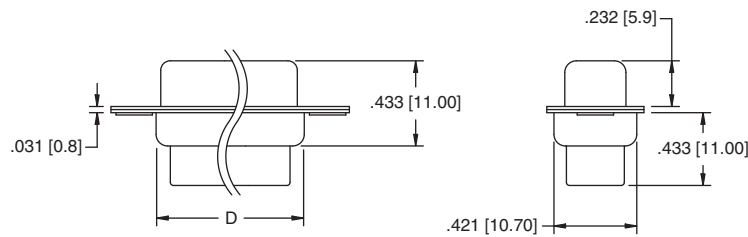
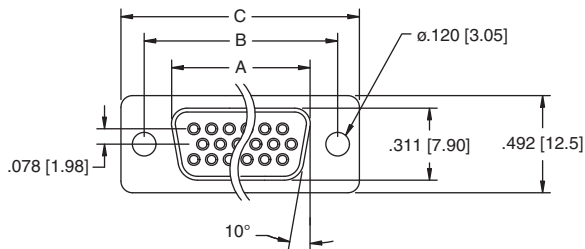
PLUG



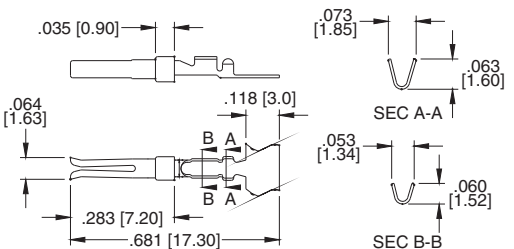
Plug Contact



SOCKET



Socket Contact



Unit: Inch [mm]

Positions	PLUG	SOCKET	DIMENSIONS		
	A	A	B	C	D
15	.666 [16.92]	.643 [16.33]	.984 [24.99]	1.213 [30.81]	.759 [19.28]
26	.994 [25.25]	.971 [24.66]	1.312 [33.32]	1.541 [39.14]	1.083 [27.51]
44	1.534 [38.96]	1.511 [38.38]	1.852 [47.04]	2.088 [53.04]	1.626 [41.30]
62	2.182 [55.43]	2.159 [54.84]	2.500 [63.50]	2.729 [69.32]	2.271 [57.70]
78	2.079 [52.81]	2.064 [52.43]	2.406 [61.11]	2.635 [66.93]	2.099 [53.32]