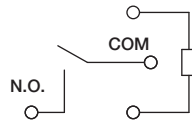
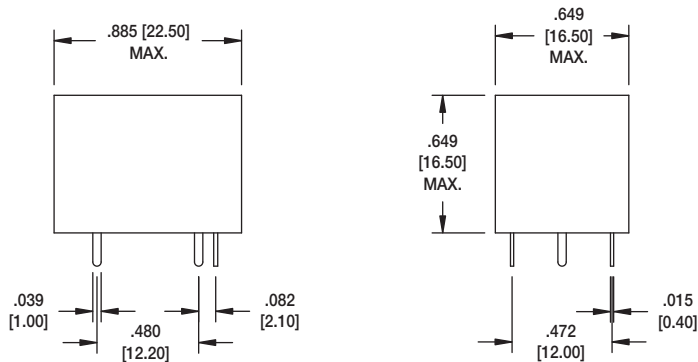



RPS-1A-X



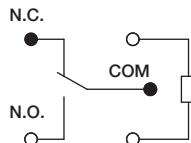
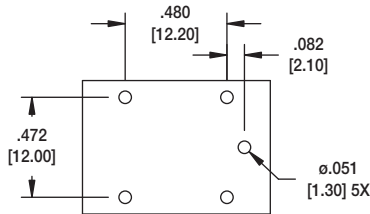
**Schematic
1 Form A**



RPS-1A-24

**Recommended PCB Layout
1 Form A**

RPS-1C-X



**Schematic
1 Form C**

**Recommended PCB Layout
1 Form C**

Nominal Voltage V DC	Pick-up Voltage V DC (max.)	Drop-out Voltage V DC (min.)	Nominal Operating Current mA (±10%)	Coil Resistance (±10%)	Nominal Operating Power mW	Max allowable Voltage V DC
5	3.5	0.5	72	69.4	360	130%V of nominal Voltage
6	4.2	0.6	60	100		
12	8.4	1.2	30	400		
24	16.8	2.4	15	1,600		
48	33.6	4.8	7.5	6,400		