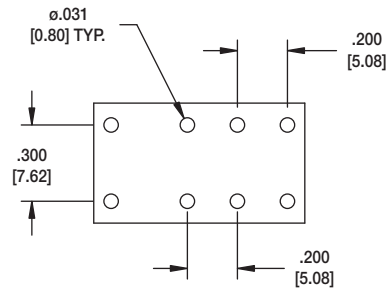
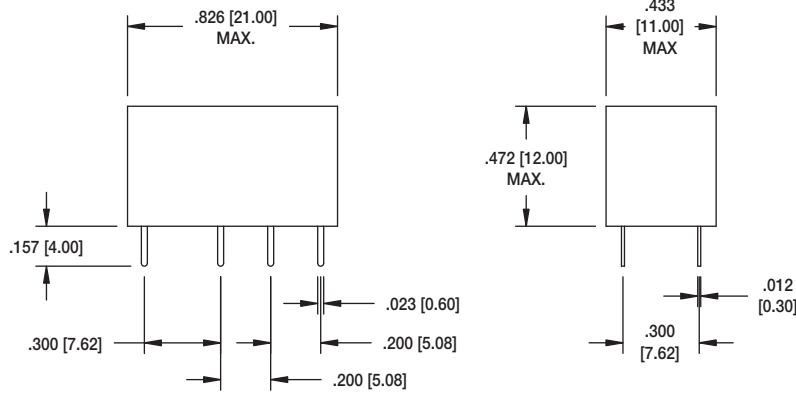


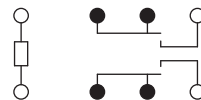
#### RT2 SERIES



Recommended PCB Layout



RT2-24



Schematic

Nominal Voltage V DC	Pick-up Voltage V DC (max.)	Drop-out Voltage V DC (min.)	Nominal Operating Current mA ( $\pm 10\%$ )	Coil Resistance ( $\pm 10\%$ )	Nominal Operating Power mW	Max allowable Voltage V DC
5	3.5	0.5	40	125	200	10
6	4.2	0.6	33.3	180	200	12
12	8.4	1.2	16.7	720	200	24
24	16.8	2.4	8.3	2,880	200	48
48	33.6	4.8	6.3	7,680	300	86