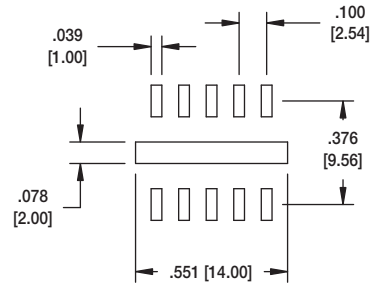
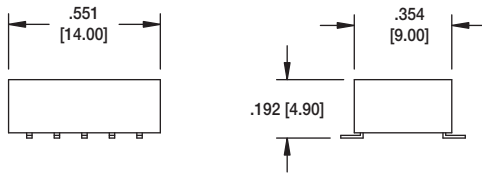
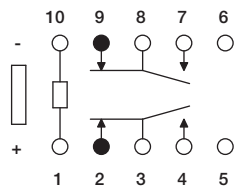


**RT1 SERIES**



**Recommended PCB Layout**



**SCHEMATIC**



**RT1-5**

Nominal Voltage V DC	Pick-up Voltage V DC (max.)	Drop-out Voltage V DC (min.)	Nominal Operating Current mA (±10%)	Coil Resistance (±10%)	Nominal Operating Power mW	Max allowable Voltage V DC
5	3.75	0.5	28.1	178	140	7.5
6	4.5	0.6	23.3	257	140	9
12	9	1.2	11.7	1,028	140	18
24	18	2.4	8.3	2,880	200	36
48	36	4.8	6.3	7,680	300	57.6