

2.00mm IDC SOCKET & TRANSITION PLUG

.079" [2.00 X 2.00] CENTERLINE
2FCS & 2FTR SERIES

INTRODUCTION:

Adam Tech 2FCS Series 2.00mm IDC Sockets are low profile, precision designed flat cable sockets that feature 2.00mm pin to pin and row to row centerlines. These sockets quickly and easily mass terminate flat cable in one simple step. Their versatility allows them to mate with a multitude of 2.00mm pin headers. Our superior selectively gold plated contact design provides a smooth, high pressure wiping action to ensure excellent continuity. They are used with a single layer of 1.00mm flat cable. Their small size, light weight and high density make them ideal for compact and limited space applications.

FEATURES:

Low Profile and High Density
Uses Single layer 1.00mm Flat Cable
Quickly and easily mass terminates standard Flat Cable

MATING CONNECTORS:

Adam Tech 2.0mm 2BHR series box headers, 2MHR latch headers and 2PH series pin headers

SPECIFICATIONS:

Material:

Insulator: PBT, glass reinforced, rated UL94V-0
Insulator Color: Black
Contacts: Phosphor Bronze

Contact Plating:

Gold flash (30 μ in optional) over nickel underplate on contact area, tin over copper underplate on IDC area

Electrical:

Operating voltage: 250V AC max.
Current rating: 1 Amp max.
Contact resistance: 20 m Ω max. initial
Insulation resistance: 3000 M Ω min.
Dielectric withstanding voltage: 500V AC for 1 minute

Mechanical:

Insertion force: 0.661 lbs per contact max.
Withdrawal force: 0.044 lbs per contact min.
Recommended wire size: 30 - 28 Awg stranded
Cable retention: 24 lbs. min axial force per inch.
Mating durability: 500 cycles min.

Temperature Rating:


Operating temperature: -40°C to +105°C

PACKAGING:

Anti-ESD plastic trays

SAFETY AGENCY APPROVALS:

UL Recognized & CSA Certified, File no. E224053



ORDERING INFORMATION

2FCS

40

SG

SERIES INDICATOR

2FCS = 2.00mm
Flat Cable
IDC Socket

2FTR = 2.00mm
Flat Cable
Transition Plug

PLATING OPTIONS

SG = Selectively
Gold-Plated

POSITIONS

2FCS:

06, 08, 10, 12, 14, 16, 18, 20, 22,
24, 26, 34, 36, 40, 44, 50, 60, 68

2FTR:

08, 10, 12, 14, 16, 20, 22, 24, 26,
30, 34, 40, 44, 50, 68

NOTE:

Mating Box Headers for 2FCS series located on page 284-285

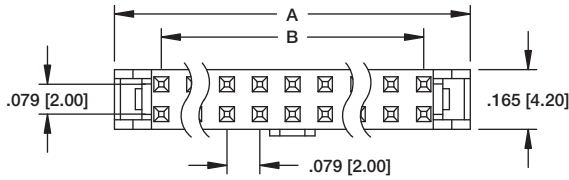
OPTIONS:

Add designator(s) to end of part number

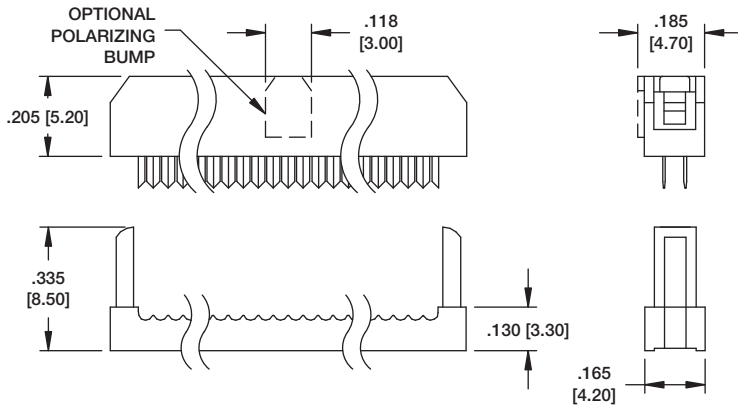
30 = 30 μ in gold plating in contact area

PB = Polarizing bump

2FCS


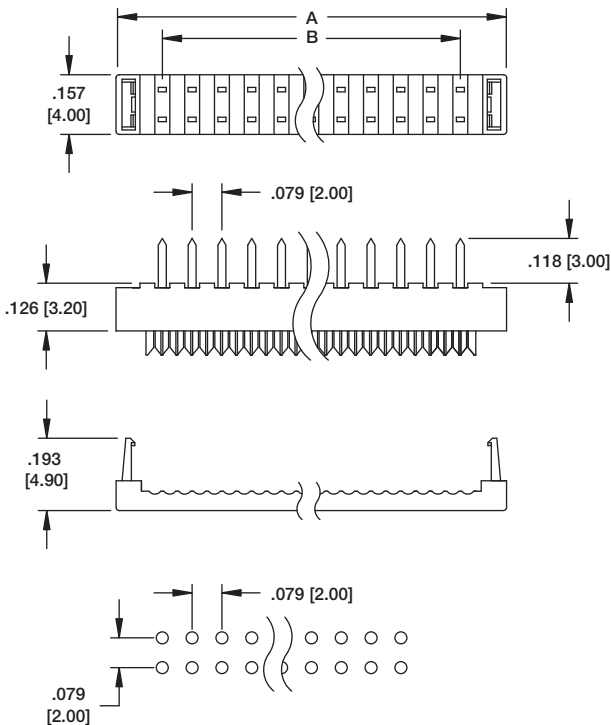


2FCS-20-SG



PART No. & POSITIONS	DIMENSIONS	
	A	B
2FCS-20-SG	.992 [25.10]	.709 [18.00]
2FCS-22-SG	1.071 [27.20]	.787 [20.00]
2FCS-24-SG	1.150 [29.20]	.866 [22.00]
2FCS-26-SG	1.228 [31.00]	.945 [24.00]
2FCS-34-SG	1.543 [39.20]	1.260 [32.00]
2FCS-36-SG	1.622 [41.20]	1.339 [34.00]
2FCS-40-SG	1.780 [45.10]	1.496 [38.00]
2FCS-44-SG	1.937 [49.20]	1.654 [42.00]
2FCS-50-SG	2.773 [55.10]	1.890 [48.00]
2FCS-60-SG	2.567 [65.20]	2.283 [58.00]
2FCS-68-SG	2.882 [73.20]	2.598 [66.00]

2FTR



2FTR-20-T

PART No. & POSITIONS	DIMENSIONS	
	A	B
2FTR-08-T	.480 [12.20]	.236 [6.00]
2FTR-10-T	.559 [14.20]	.315 [8.00]
2FTR-12-T	.637 [16.20]	.3937 [10.00]
2FTR-14-T	.716 [18.20]	.472 [12.00]
2FTR-16-T	.795 [20.20]	.551 [14.00]
2FTR-20-T	.952 [24.20]	.629 [16.00]
2FTR-22-T	1.031 [26.20]	.708 [18.00]
2FTR-24-T	1.110 [28.20]	.866 [22.00]
2FTR-26-T	1.189 [30.20]	.945 [24.00]
2FTR-34-T	1.503 [38.20]	1.260 [32.00]
2FTR-40-T	1.740 [44.20]	1.496 [38.00]
2FTR-44-T	1.897 [48.20]	1.654 [42.00]
2FTR-50-T	2.133 [54.20]	1.890 [48.00]
2FTR-68-T	2.842 [72.20]	2.598 [66.00]

Recommended PCB Layout