

INTRODUCTION:

Adam Tech .156" Headers and Housings are two matched sets of Crimp Wire Housings and PCB mounted Latching Headers available in Straight and Right Angle orientation. This system is available with a front locking header, a rear locking header or without a locking feature. Each of the locking types are polarized to fit in only one direction with the housing. This system provides a sturdy, high current, high reliability connection with or without the polarized locking option.

FEATURES:

Matched Latching Housing & Header system
Straight, Right Angle mounting Headers
Choice of Two Latching Types
Housings feature High pressure, Low insertion force contacts

MATING CONNECTORS:

Adam Tech MTB series and all industry standard latching type
.156 [3.96mm] centers

SPECIFICATIONS:

Material:

Insulator: Nylon 66, rated UL94V-2
Insulator Color: Natural
Contacts: Phosphor bronze and Brass

Contact Plating:

Tin over copper underplate overall

Electrical:

Operation voltage: 250V AC max.
Current rating: 5 Amp max.
Insulation resistance: 1000 MΩ min.
Dielectric withstanding voltage: 1000V AC for 1 minute

Mechanical:

Recommended wire size: 18 to 24 Awg

Environmental:


Operating temperature: -25°C to +85°C

PACKAGING:

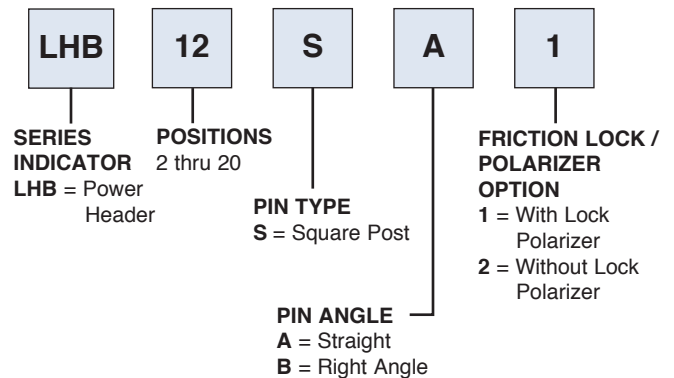
Anti-static plastic bags

APPROVALS AND CERTIFICATIONS:

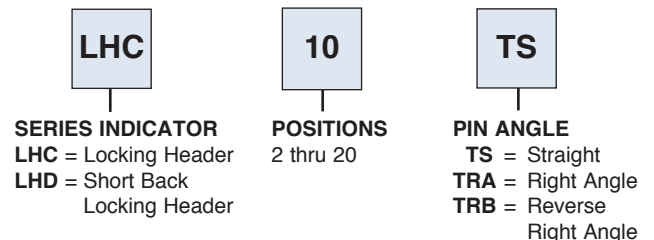
UL Recognized & CSA Certified, File no. E224053



POWER HEADER



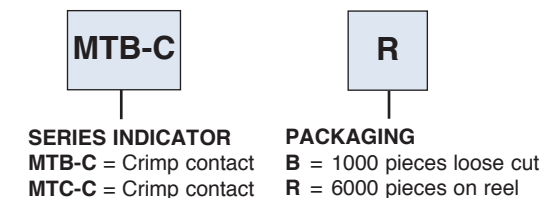
POWER HEADER



HOUSING



CRIMP CONTACT



<p style="text-align: right;">LHB STRAIGHT WITHOUT BACK</p> <p style="text-align: center;">LHB-08-SA2</p>	<p style="text-align: right;">LHB RIGHT ANGLE WITHOUT BACK</p> <p style="text-align: center;">LHB-08-SB2</p>
<p style="text-align: right;">LHB STRAIGHT WITH BACK</p> <p style="text-align: center;">LHB-09-SA1</p>	<p style="text-align: right;">LHB RIGHT ANGLE WITH BACK</p> <p style="text-align: center;">LHB-09-SB1</p>
<p style="text-align: right;">MTB CRIMP HOUSING</p> <p style="text-align: center;">MTB-08</p>	<p style="text-align: right;">MTB CRIMP CONTACT</p> <p style="text-align: center;">SECTION B-B</p> <p style="text-align: center;">SECTION A-A</p>
<p>A = .156 [3.96] x No. of Spaces B = .156 [3.96] X No. of Positions</p>	<p style="text-align: center;">Recommended PCB Layout</p>