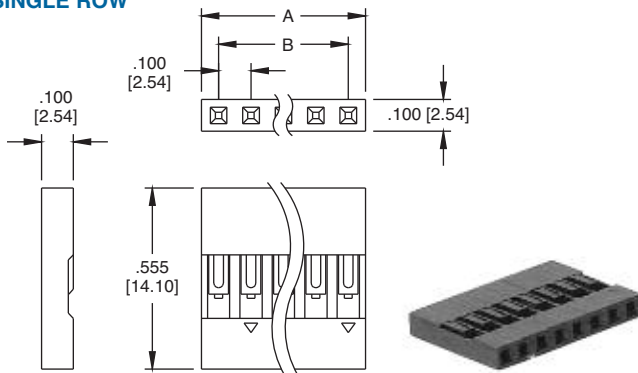


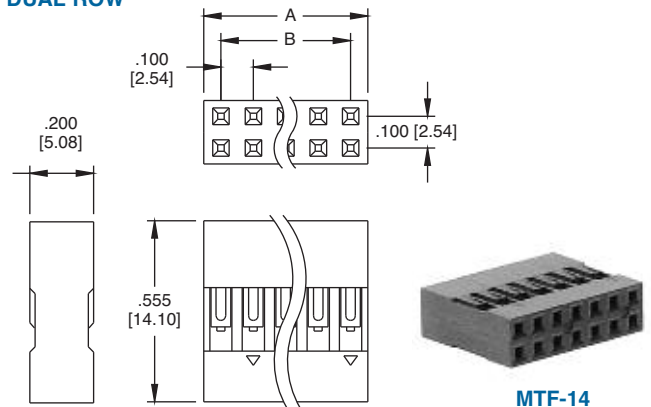
MTE SINGLE ROW



A = .100 [2.54] X No. of SPACES
B = .100 [2.54] X No. of SPACES + .200 [5.08]


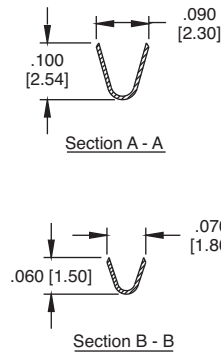
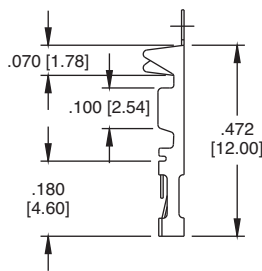
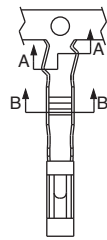
MTE-08

MTF DUAL ROW



MTF-14

MTE-C CRIMP CONTACT



MTE-C-R

Recommended wire size 28-22 awg.

ORDERING INFORMATION

HOUSING

MTE

SERIES INDICATOR
MTE = Single row housing
MTF = Dual row housing

10

POSITIONS
Single row (MTE) 02-40 Positions
Dual row (MTF) 04-80 Positions

CRIMP CONTACT

MTE-C

SERIES INDICATOR
MTE-C = Crimp contact

R

PACKAGING
R = 6,000 pieces on reel