

INTRODUCTION:

Adam Tech's wide range of PCI Express, Mini PCI Express & Mini PCI connectors provide a low cost, highly scalable, general-purpose serial I/O interconnect that provides a unifying standard for a number of I/O solutions within one platform. They are typically used in high-speed serial link technology applications similar to that found in Gigabit Ethernet, Serial ATA (SATA), and Serial-Attached SCSI (SAS). The 36P version supports a single PCI express lane and can be used to replace standard PCI connectors. Our higher bandwidth 4 & 8 lane versions are ideal to use in many server applications.

FEATURES:

- Durable Long Life cycle contacts
- High Pressure Contacts for Low Level Circuits
- Hot plug and hot swap enabled
- Rated to run at up to 2.5Gbps
- Supports 2.5Gbps data transfer and scalable for future band width increases.
- Available in x1, x4, x8, and x16 lane configurations
- Coexists with standard PCI

MATING PC BOARDS:

All printed circuit boards with a thickness of .062" to .072"

SPECIFICATIONS:

Material:

Standard insulator: PPS, 30% glass reinforced, rated UL94V-0
Optional Hi-Temp insulator: Nylon 6T, rated UL94V-0
Insulator Color: Dark Brown (Black optional)
Contacts: Phosphor Bronze

Contact Plating:

Gold flash (30 μ in optional) over Nickel underplate on contact area, tin over copper underplate on tails.

Electrical:

Operating voltage: 125V AC max.
Current rating: 3 Amps max.
Contact resistance: 20 m Ω max. initial
Insulation resistance: 1000 M Ω min.
Dielectric withstanding voltage: 500V AC for 1 minute

Mechanical:

Insertion force: 7 oz max.
Withdrawal force: 0.9 oz min

Temperature Rating:

Operating temperature: -55°C to +105°C
Soldering process temperature:
Standard insulator: 235°C
Hi-Temp insulator: 260°C

PACKAGING:

Anti-ESD plastic trays

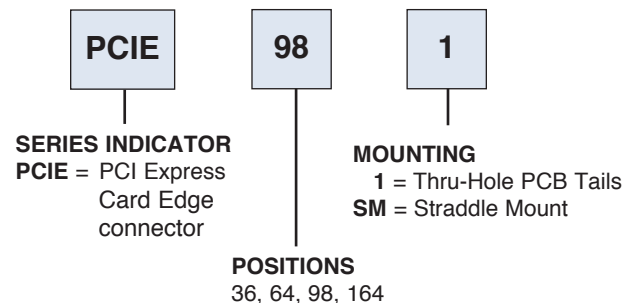
APPROVALS AND CERTIFICATIONS:

UL Recognized & CSA Certified,
File no. E224053

**HI-TEMP
INSULATOR
AVAILABLE**



ORDERING INFORMATION PCI EXPRESS



ORDERING INFORMATION MINI PCI EXPRESS


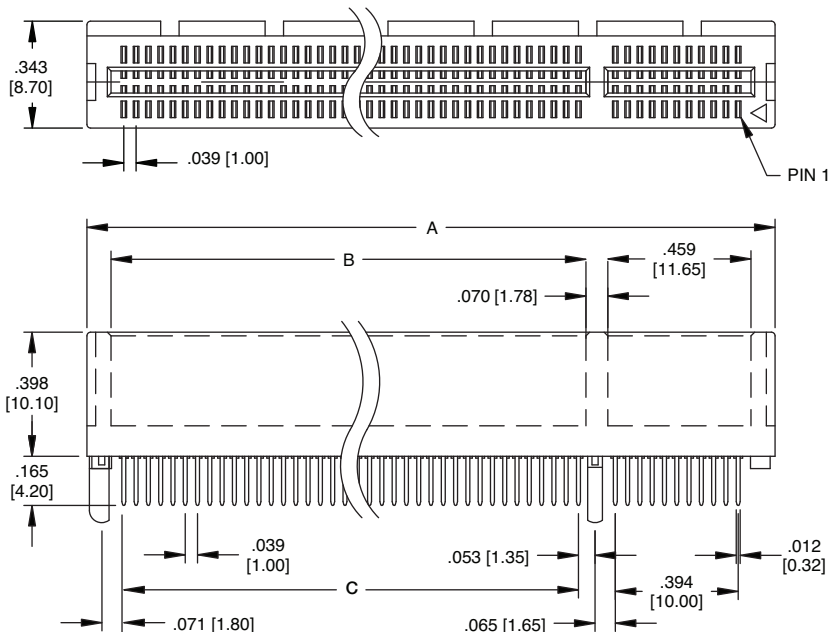
See pg. 172 for Available Types

MINI PCI

See pg. 173 for Available Types

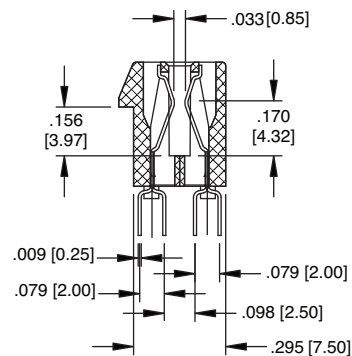
OPTIONS:

Add designator(s) to end of part number
30 = 30 μ in gold plating in contact area
WT = White color insulation
HT = Hi-Temp insulator for Hi-Temp soldering processes up to 260°C



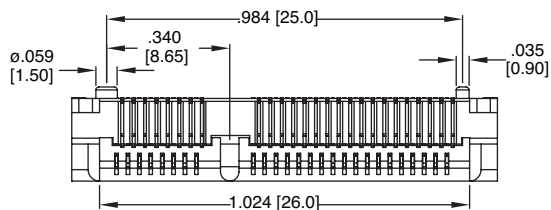
**PCI EXPRESS
THRU HOLE PCB MOUNT**

PCIE-98-1



PART NO. & POSITIONS	DIMENSIONS			
	A	B	C	D
PCIE-36-1	.984 [25.00]	.301 [7.65]	.236 [6.00]	.321 [8.15]
PCIE-64-1	1.535 [39.00]	.852 [21.65]	.787 [20.00]	.872 [22.15]
PCIE-98-1	2.205 [56.00]	1.522 [38.65]	1.457 [37.00]	1.541 [39.15]
PCIE-164-1	3.504 [89.00]	2.821 [71.65]	2.756 [70.00]	2.840 [72.15]

* Available in Straddle Mount

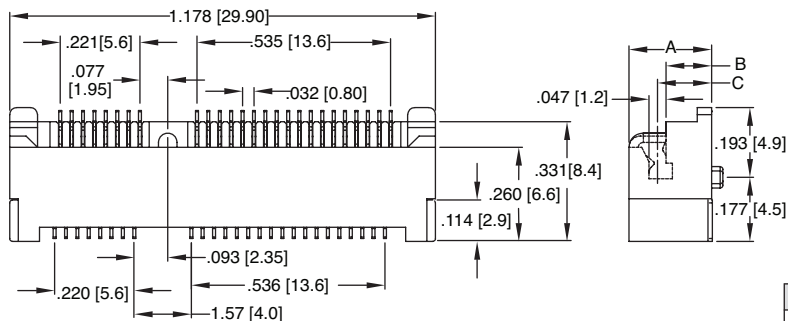


MINI PCI EXPRESS



MPE-52-R-SMT-3.8

MPE-52-R-SMT-9.0



PART NUMBER	DIM A	DIM B	DIM C
MPE-52-R-SMT-2.0-TR	4.0	1.4	2.00
MPE-52-R-SMT-3.2-TR	5.2	2.6	3.20
MPE-52-R-SMT-3.8-TR	5.6	3.2	3.80
MPE-52-R-SMT-3.8A-TR	5.8	3.2	3.80
MPE-52-R-SMT-4.95-TR	6.7	4.35	4.95
MPE-52-R-SMT-6.25-TR	8.0	5.65	6.25
MPE-52-R-SMT-7.0-TR	9.0	6.4	7.0
MPE-52-R-SMT-9.0-TR	9.9	7.4	8.0