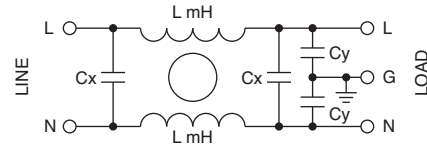


PLF-3PC

DIM "A"	
PLF-1PC	.590 [15.00]
PLF-2PC	.787 [20.00]
PLF-3PC	.787 [20.00]
PLF-6PC	.787 [20.00]

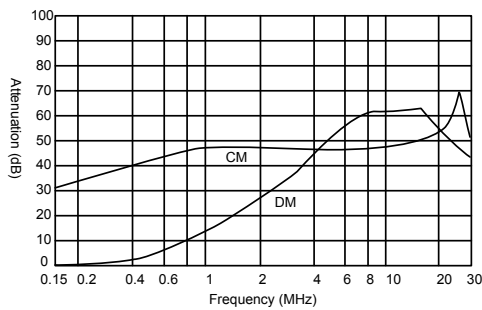
PART NUMBER	RATED VOLTAGE	RATED CURRENT	GROUND CAPACITANCE	LEAKAGE CURRENT
PLF-1PC	250V AC	1 AMP	2.2 nF	0.5mA MAX.
PLF-2PC	250V AC	2 AMP	2.2 nF	0.5mA MAX.
PLF-3PC	250V AC	3 AMP	2.2 nF	0.5mA MAX.
PLF-6PC	250V AC	6 AMP	3.3 nF	0.5mA MAX.



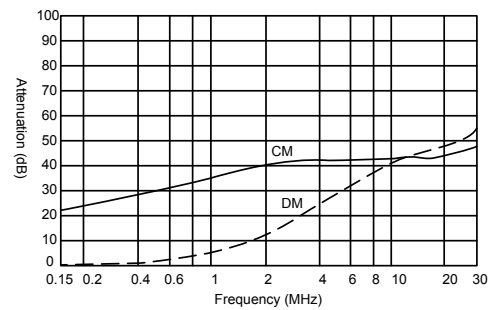
CIRCUIT DIAGRAM

Insertion Loss in dB (Measured in 50Ω systems, as IEC / cispr No. 17)

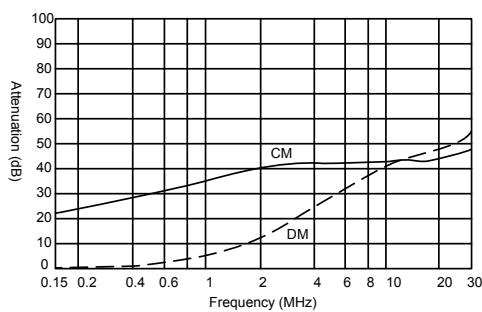
PLF-1PC



PLF-2PC



PLF-3PC



PLF-6PC

