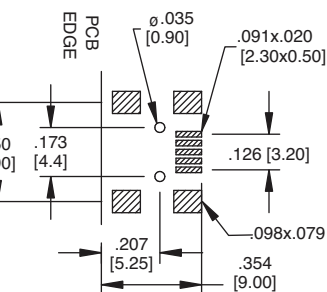
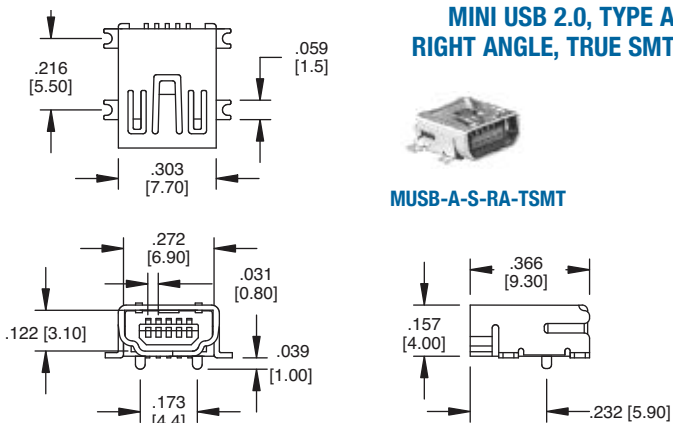


MINI USB 2.0, TYPE A RIGHT ANGLE, TRUE SMT



MUSB-A-S-RA-TSMT

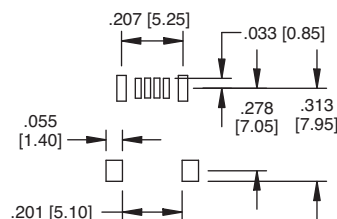
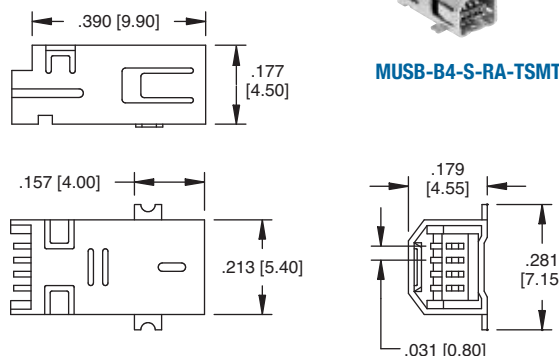


Recommended PCB Layout

MINI USB 2.0, TYPE B RIGHT ANGLE, TRUE SMT



MUSB-B4-S-RA-TSMT

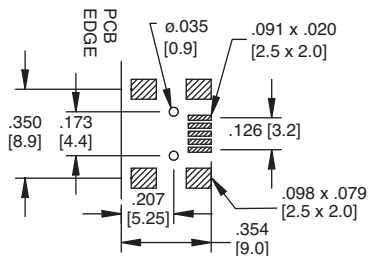
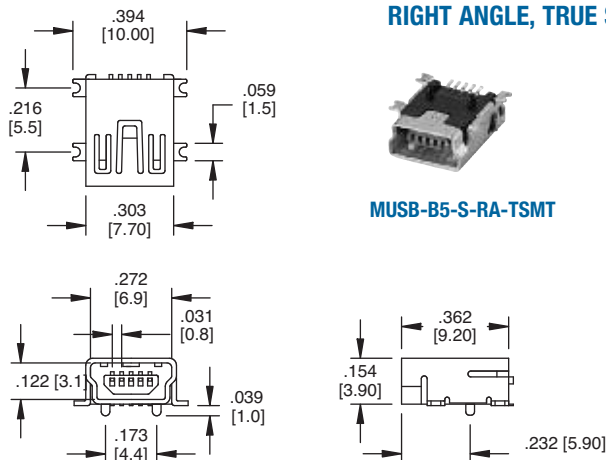


Recommended PCB Layout

MINI USB 2.0, TYPE B (5 PIN) RIGHT ANGLE, TRUE SMT



MUSB-B5-S-RA-TSMT

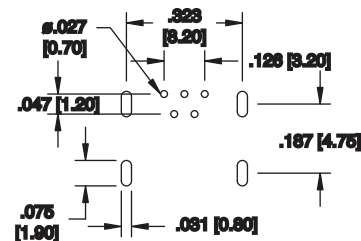
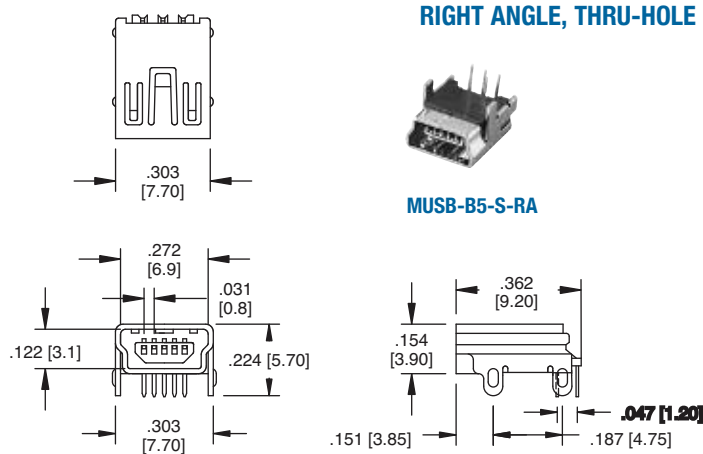


Recommended PCB Layout

MINI USB 2.0, TYPE B (5 PIN) RIGHT ANGLE, THRU-HOLE



MUSB-B5-S-RA



Recommended PCB Layout

MINI USB 2.0, TYPE AB RIGHT ANGLE MID MOUNT TRUE SMT

MUSB-AB-S-RA-TSMT

Recommended PCB Layout

Technical drawing showing dimensions for the Mini USB 2.0, Type AB Right Angle Mid Mount True SMT connector. Dimensions include: .031 [0.80], .012 [0.32], .197 [5.00], .303 [7.70], .397 [10.10], .106 [2.70], .271 [6.90], .071 [1.80], .122 [3.10], .031 [0.80], .153 [3.90], .300 [7.60], .023 [0.60].

Technical drawing showing dimensions for the recommended PCB layout. Dimensions include: .019 [0.50], .082 [2.10], .031 [0.80], .083 [2.10], .090 [2.30], .059 [1.50], .342 [8.70].

MINI USB 2.0, TYPE AB RIGHT ANGLE MID MOUNT TRUE SMT

MUSB-AB1-S-RA-TSMT

Recommended PCB Layout

Technical drawing showing dimensions for the Mini USB 2.0, Type AB1 Right Angle Mid Mount True SMT connector. Dimensions include: .390 [9.90], .061 [1.55], .215 [5.45], .303 [7.70], .272 [6.90], .031 [0.80], .157 [4.00], .173 [4.40], .122 [3.10], .362 [9.20], .154 [3.90], .043 [1.10], .230 [5.85], .091x.020 [2.30x0.50], .126 [3.20], .098x.079 [2.50x2.00], .37 [9.4], .035 [0.90].

Technical drawing showing dimensions for the recommended PCB layout. Dimensions include: .035 [0.90], .091x.020 [2.30x0.50], .126 [3.20], .098x.079 [2.50x2.00], .37 [9.4].

MINI USB 2.0, TYPE A RIGHT ANGLE, TRUE SMT

MUSB-A4-S-RA-SMT-MK
MIDDLE KEY

MUSB-A4-S-RA-SMT-XX

MUSB-A4-S-RA-SMT-SK
SINGLE KEY

MUSB-A4-S-RA-SMT-DK
DUAL KEY

Recommended PCB Layout

Technical drawing showing dimensions for the Mini USB 2.0, Type A Right Angle True SMT connectors. Dimensions include: .065 [1.65], .236 [6.00], .348 [8.85], .283 [7.20], .141 [3.60], .118 [3.00], .393 [10.00], .220 [5.60], .094 [2.40], .031 [0.80], .149 [3.80], .175 [4.45], .039 [1.00], .118 [3.00].

MINI USB 2.0, 8 PIN RIGHT ANGLE, SMT

MUSB-8P-S-RA-SMT

Recommended PCB Layout

Technical drawing showing dimensions for the Mini USB 2.0, 8 Pin Right Angle SMT connector. Dimensions include: .177 [4.50], .017 [0.45], .283 [7.20], .216 [5.50], .130 [3.30], .106 [2.70], .118 [3.00], .106 [2.70], .157 [4.00], .206 [5.22], .013 [0.34], .031 [0.80], .056 [1.43], .157 [4.00], .010 [0.25], .018 [0.45].

