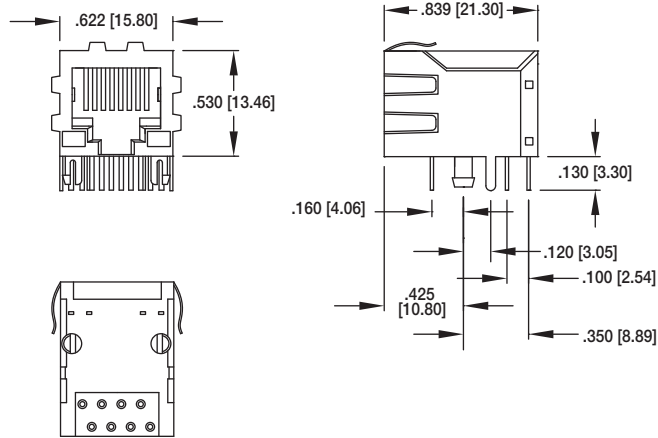


Ordering Information pg. 29

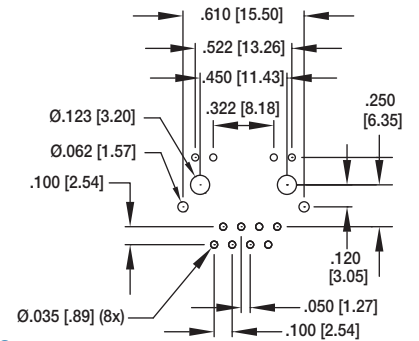
**TYPE G
WITH LED's**



MTJ-88GX1-FSD-LH

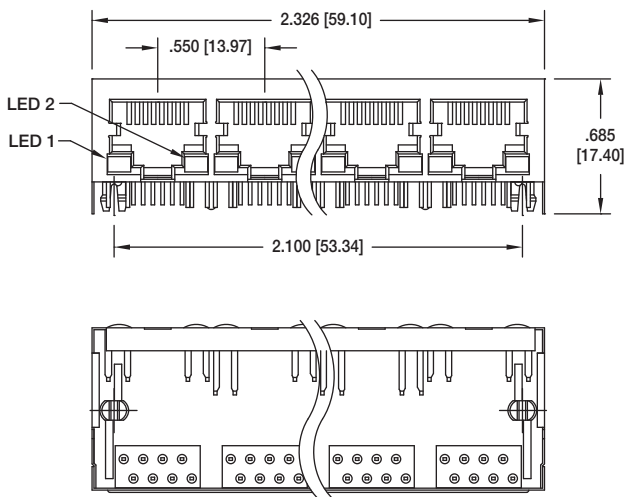


MTJ-88GX1-FSD-LH-PG


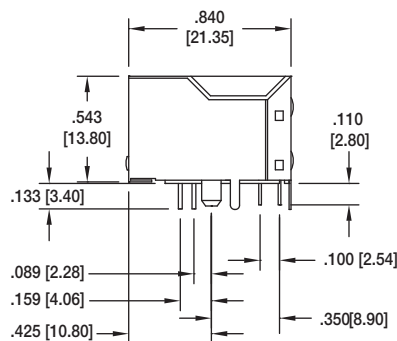


Recommended PCB Layout

**TYPE G GANGED
WITH LED's**



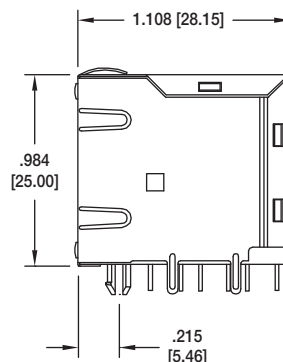
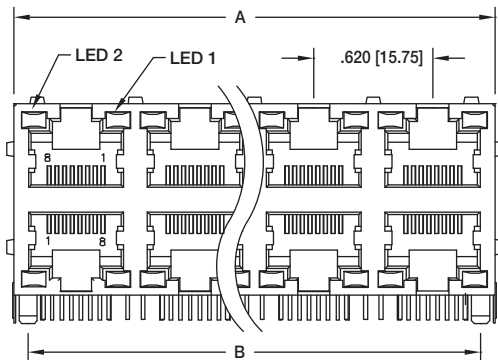
2, 4 & 6 PORTS AVAILABLE



MTJG-4-88GX1-FSD-PG-LG

Ordering Information pg. 34

**TYPE J STACKED
WITH LED's**



PART NUMBER	PORTS	DIMENSIONS	
		A	B
MTJG-2-88JX1-FSM-LXX	2 X 1	.650 [16.51]	.500 [12.70]
MTJG-4-88JX1-FSM-LXX	2 X 2	1.265 [32.15]	1.120 [28.45]
MTJG-8-88JX1-FSM-LXX	2 X 4	2.50 [63.65]	2.360 [59.95]
MTJG-12-88JX1-FSM-LXX	2 X 6	3.74 [95.15]	3.600 [91.45]